



# PAVING & LANDSCAPING

## PRICE LIST

Effective 6 July 2009



ALL CORRESPONDENCE TO

**PO BOX 1504  
MAREEBA QLD 4880**

**[www.tcbmasonry.com](http://www.tcbmasonry.com)**

### MAREEBA

16 Reynolds Street  
Phone: 07 4092 2086  
Fax: 07 4092 4361

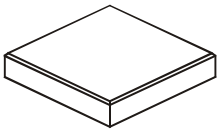
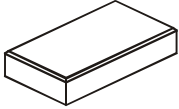
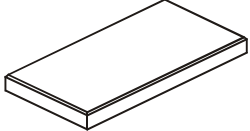
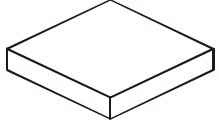
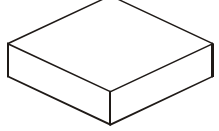
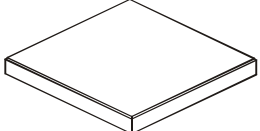
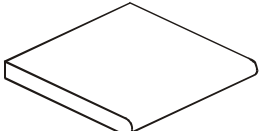
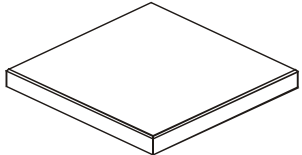
Email: [sales@tcbmasonry.com](mailto:sales@tcbmasonry.com)


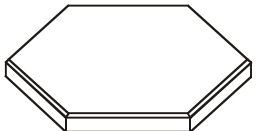
### CAIRNS

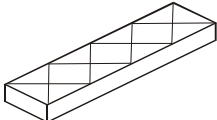
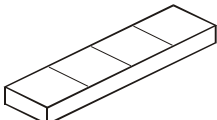
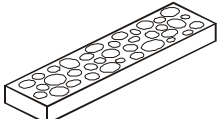
104 Aumuller Street  
Phone: 07 4035 6911  
Fax: 07 4035 6944

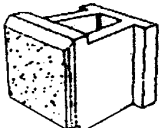

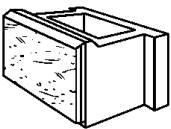
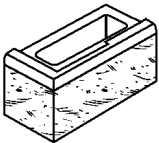
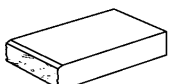
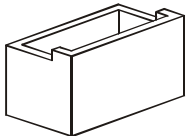
### ATHERTON

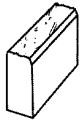


39 Albrecht Road, Tolga  
Phone: 07 4095 4115  
Fax: 07 4095 4719

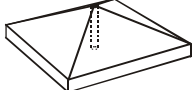


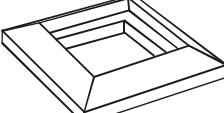
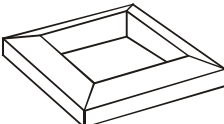
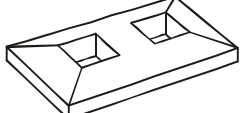
PAVING		PRODUCT CODE	COLOUR	UNIT PRICE	PRICE PER M <sup>2</sup>	NUMBER PER M <sup>2</sup>	NUMBER PER PALLET/PACK	NUMBER PER TONNE
Cobble Pave Bevelled Edge 220 x 220 x 50 5 Kg		5550C	Charcoal Terracotta Tan Sunstone Wheat	\$1.23	\$24.64	20	240 12 m <sup>2</sup>	200
Brick Pave Bevelled Edge 220 x 109 x 50 2.5 Kg		5550B	Charcoal Terracotta Tan Sunstone Wheat	\$0.64	\$25.52	40	480 12 m <sup>2</sup>	400
Patio Tile Bevelled Edge 390 x 190 x 40 6.5 Kg		5031	Pewter	\$1.57	\$20.64	13	300 22.2 m <sup>2</sup>	154
		5032	Charcoal Terracotta Tan Sunstone	\$1.64	\$21.31			
Flagstone 40mm No Bevelled Edge 190 x 190 x 40 3.3 Kg		5030	Pewter	\$0.68	\$19.10	28	600 22.2 m <sup>2</sup>	300
		5033	Charcoal Terracotta Tan Sunstone	\$0.79	\$22.18			
Flagstone 65mm No Bevelled Edge Heavy Duty 190 x 190 x 65 4.85 Kg		8801	Pewter	\$0.99	\$27.72	28	300 11.1 m <sup>2</sup>	206
		8800	Terracotta Sunstone Charcoal Tan	\$1.02	\$28.64			
Tolga Slate Hand Made Paver 400 x 400 x 40 15 Kg		7718	Pewter	\$9.90	\$61.18	6.25	48 7.6 m <sup>2</sup>	67
		7718C	Terracotta Sunstone Charcoal Wheat					
Tolga Slate Bullnose 400 x 400 x 40 15 Kg		7718B	Pewter	\$10.50	\$65.63	6.25	48 7.6 m <sup>2</sup>	67
		7718BC	Terracotta Sunstone Charcoal Wheat					
Mareeba Grande Hand Made Paver Reinforced 600 x 600 x 50 42 Kg		7720	Pewter	\$25.30	\$69.58	2.75	16	23
		7720C	Terracotta Sunstone Charcoal Wheat	\$29.00	\$79.75			

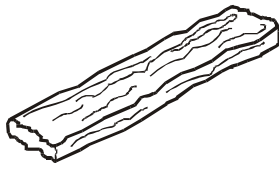
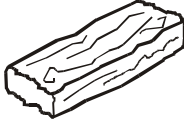
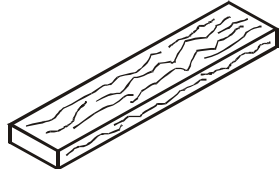
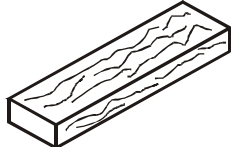
STEPPING STONES		PRODUCT CODE	COLOUR	UNIT PRICE	PRICE PER M <sup>2</sup>	NUMBER PER M <sup>2</sup>	NUMBER PER PALLET/PACK	NUMBER PER TONNE
Round 400 x 400 x 50 15 Kg		7722	Pewter	\$5.80	-	-	-	-
		7722C	Sunstone Terracotta Charcoal Tan	\$8.60				
Hexagon 400 x 400 x 40 12 Kg		7716	Pewter	\$9.10	-	-	-	-
		7716C	Sunstone Terracotta Wheat	\$10.20				

BORDER PAVE		PRODUCT CODE	COLOUR	UNIT PRICE	PRICE PER M	NUMBER PER M	NUMBER PER PALLET/PACK	NUMBER PER TONNE
Diamond 400 x 100 x 40 3.2 Kg		5100	Charcoal Terracotta Tan Sunstone Wheat	\$6.60	\$16.50	2.5	-	-
Square 400 x 100 x 40 3.2 Kg		5101		\$6.60	\$16.50	2.5	-	-
Pebble 400 x 100 x 40 3.2 Kg		5102		\$6.60	\$16.50	2.5	-	-

RETAINING WALLS		PRODUCT CODE	COLOUR	UNIT PRICE	PRICE PER M <sup>2</sup>	NUMBER PER M <sup>2</sup>	NUMBER PER PALLET/PACK	NUMBER PER TONNE
AB Junior Retaining Wall 200 x 216 x 240 14.7 Kg		8200	Sunstone Bauxite Charcoal Tan Wheat	\$ 4.28	\$ 98.44	23	80	68
AB Junior Capping Tile 60 x 216 x 240 5.3 Kg		8201		\$3.06	-	-	300	189
AB Aussie Retaining Wall 435 x 200 x 240 31.3 Kg		8300	Sunstone Bauxite Charcoal Tan Wheat	\$8.95	\$102.93	11.5	40	32
AB Aussie Corner Left & Right 400 x 200 x 200 23.6 Kg		8302		\$14.95	-	-	40	45
AB Split Face Cap 300 x 215 x 70 11.4 Kg		8301		\$5.10	-	-	144	86
Terrace Garden Wall Unit 190 x 190 x 390 15.4 Kg		20.746	Pewter	\$3.40	\$35.70	10.5	75	65

GARDEN EDGING		PRODUCT CODE	COLOUR	UNIT PRICE	PRICE PER M	NUMBER PER M	NUMBER PER PALLET/PACK	NUMBER PER TONNE
Split Face Garden Edging 215 x 135 x 70 4 Kg		8303	Bauxite Charcoal Sunstone Tan Wheat	\$1.10	\$5.12	4.65	340	250
Straight Edging 905 mm long		7700	Pewter	\$10.95	\$12.05	1.1	-	-
Corners 450 x 450 mm		7710	Pewter	\$10.95	\$12.05	1.1	-	-

COLUMN CAPS & COLLARS		PRODUCT CODE	COLOUR	UNIT PRICE	PRICE PER M <sup>2</sup>	NUMBER PER M <sup>2</sup>	NUMBER PER PALLET/PACK	NUMBER PER TONNE
Column Insert Cap With electrical conduit 290 x 290 x 60 mm		7730	Pewter	\$13.85	-	-	-	-
Column Cap Suits 300x300 column 350 x 350 x 110 mm		7735	Pewter	\$13.85	-	-	-	-
Column Cap Suits 400x400 column 450 x 450 mm		7745P	Pewter	\$13.85	-	-	-	-
Column Cap Collar Suits 300x300 column Collar/Insert Cap combination 450 x 450 x 65 mm		7740	Pewter	\$13.85	-	-	-	-
Column Collar Suits 300x300 column 450 x 450 x 70 mm		7745	Pewter	\$13.85	-	-	-	-
Double Column Collar Suits 100x100 columns 465 x 260 mm		7746	Pewter	\$13.85	-	-	-	-

OZLOGS™ CONCRETE SLEEPERS		PRODUCT CODE	SIZE	UNIT PRICE	WEIGHT
OzLog Landscape Sleepers		OL1050	1050 x 200 x 50	\$28.70	18 Kg
		OL1600	1600 x 200 x 50	\$45.40	30 Kg
		OL1800	1800 x 200 x 50	\$51.40	32 Kg
		OL2100	2100 x 200 x 50	\$59.80	38 Kg
OzLog Path Sleeper		OLP1000	1000 x 200 x 50	\$25.40	17 Kg
OzLog Path Sleeper Tapered		OLT1000	1000 x 200 x 50	\$25.00	14 Kg
OzLog Landscape Posts			OLP400	400 x 200 x 60	\$14.00
	OLP630		630 x 200 x 70	\$22.50	16 Kg
	OLP800		800 x 200 x 70	\$29.70	22 Kg
	OLP1100		1100 x 200 x 70	\$39.40	28 Kg
	OLP1500		1500 x 200 x 70	\$54.00	35 Kg
OzLog Landscape Posts with projecting reinforcement		OLR1000	1000 x 200 x 110	\$66.20	41 Kg
		OLR1450	1450 x 200 x 110	\$96.50	62 Kg
WoodLook Landscape Sleepers		WL800	800 x 200 x 45	\$22.50	13 Kg
		WL1000	1000 x 200 x 45	\$28.50	16 Kg
		WL1200	1200 x 200 x 45	\$34.10	20 Kg
		WL1600	1600 x 200 x 45	\$45.10	28 Kg
WoodLook Post/Paver		WLP500	500 x 200 x 45	\$14.00	7 Kg
WoodLook Landscape Posts		WLP800	800 x 200 x 70	\$34.40	18 Kg
		WLP1600	1600 x 200 x 70	\$68.70	38 Kg