



Coffee Break

Question on Software or Operating system.

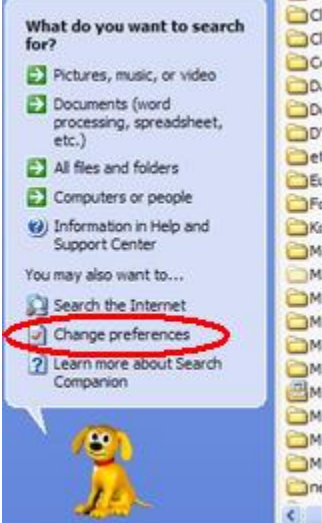


Windows XP Animated Search Helper.

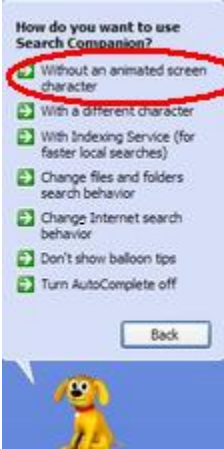

When you do a search in Windows Explorer, you have an animated little dog. You can change this animated character to another or turn him off altogether.


Open Windows Explorer and open any folder. Press the



F3 function key. This is the shortcut to the search function.

 <p>Click [Change Preferences]</p>	 <p>Click [With a different character]</p>	 <p>Clicking the [Next] button to step through the nine characters. Click [OK] when you have made your choice.</p>
--	---	--

	<p>You can choose to turn off the animation altogether. Instead of choosing [With a different character], click..... [Without any animated screen character].</p>	<p>Sample of characters to choose from.</p> 
--	---	--

	<p>If you double click the character a option menu appears. You can have the character do a trick or change the character.</p>
--	--