



Coffee Break

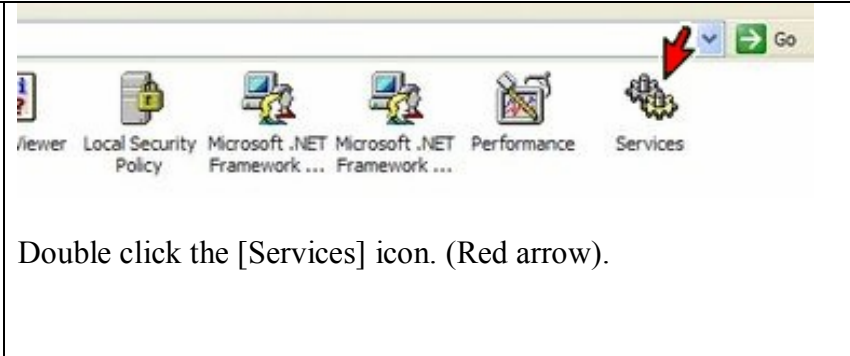
Question on Software or Operating system.

Turn off Windows Messenger.

The Windows messenger function is not the same as the Windows Instant Messaging program. This function allows programs to send messages to other computers. It is the Windows function that spammers use to initiate pop-ups.

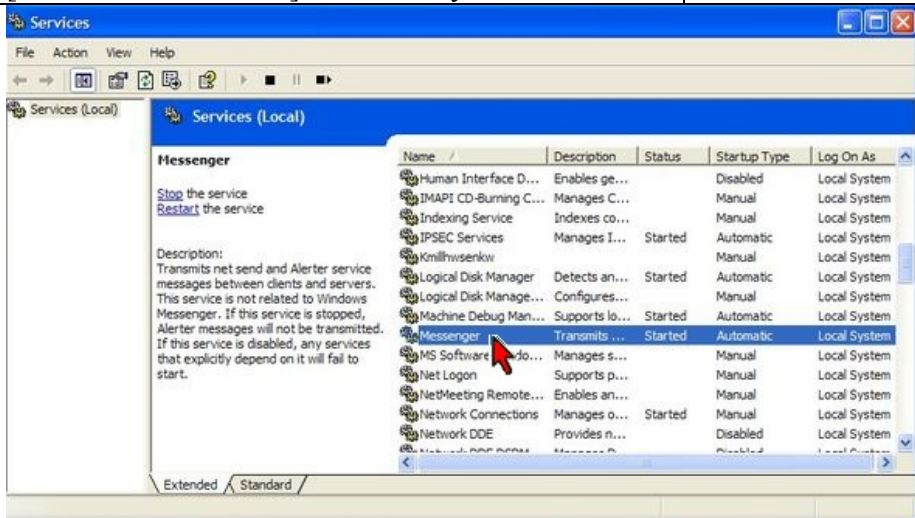
([This message from Microsoft's web site](#)) If you have Windows XP at home or in a small office that you manage yourself, you should disable the Messenger Service.

<http://www.microsoft.com/windowsxp/using/security/learnmore/stopspam.msp>

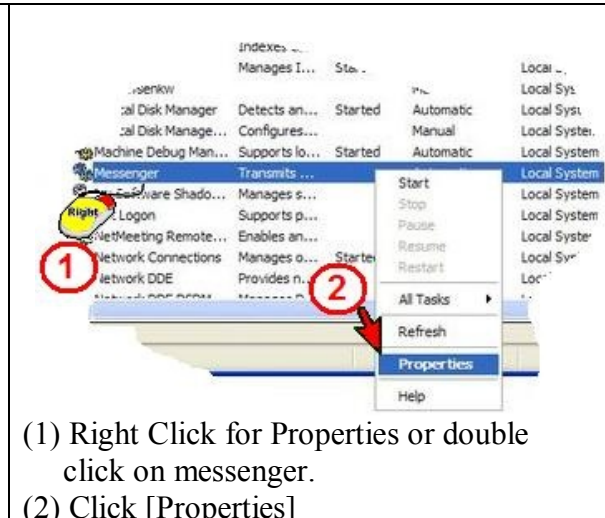


Double click the [Services] icon. (Red arrow).

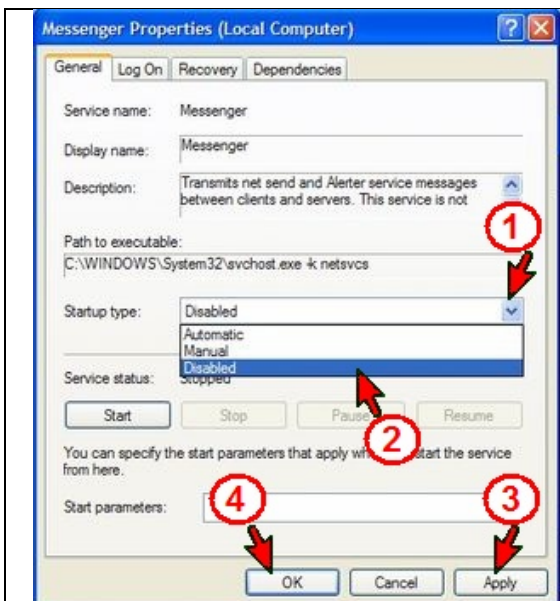
Click [Start] select [Control Panel] then [Administrative Tools] as shown by the red arrow.



Scroll down and select [Messenger]



(1) Right Click for Properties or double click on messenger.
(2) Click [Properties]



In the Messenger Properties options menu.

1. Click the down arrow to open up options.
2. Click on [Disable].
3. Click [Apply].
4. Then click [OK] and close down the options the normal way.

If you run Outlook Express, this program may try to launch MSN Messenger too. In order to prevent this from happening in Outlook Express, go into the program and click on [Tools], [Options], then Other. Under this menu you will find a check box that reads Enable Instant Messaging in Microsoft Outlook, and you should clear it.

In 'Service Pack 2' this feature in Outlook Express may have already been disabled as it was a security problem.