



Coffee Break

Question on Software or Operating system.

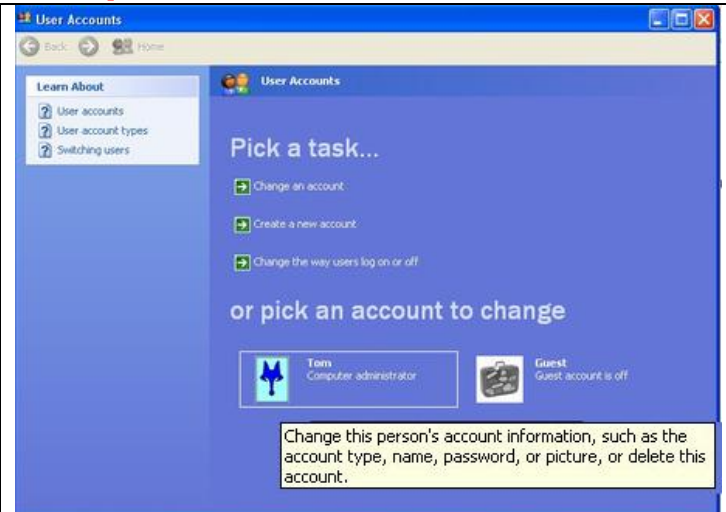
How to Change your Password in Windows XP

A member asked how to change their password in Windows XP? It's not an impractical question as it's a function we wouldn't carry out very often. As the user would be the **Administrator** then he/she would have access to the **Administrator** account. Follow the step below to change your password. First go to **[start]** and click on **[Control Panel]**.

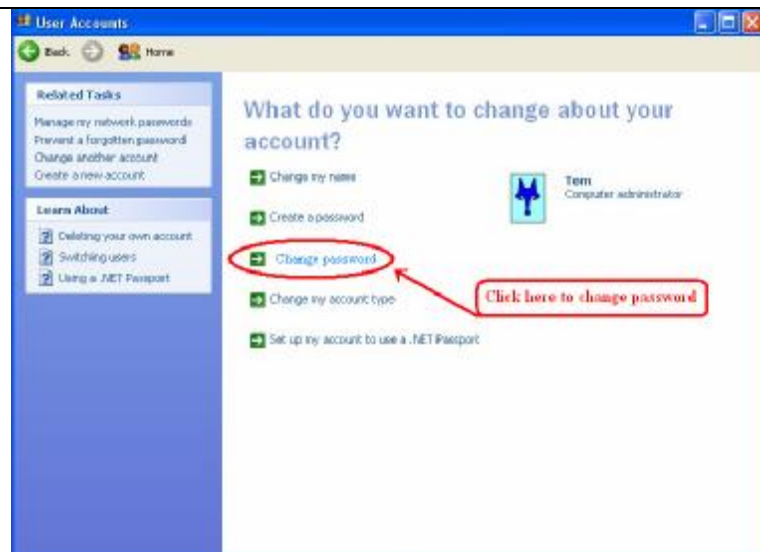
Step (1)



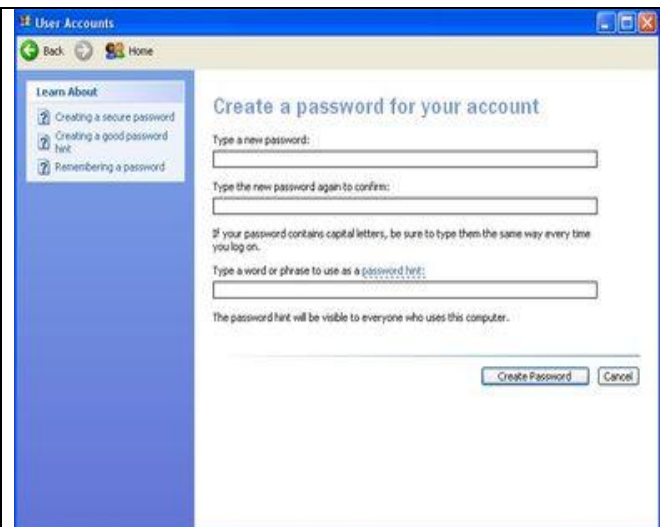
Left click [User Account].



Step (2) Left Click the Account to change.



Step (3) Left click [Change Password].



Step (4) Type in your new password.
Then click the [password] button below to Complete the change.

A secure password should not simply be a proper name or dictionary word combined with a single digit. One method to choose a reasonably secure password is to choose a title of your favourite book or poem and use the first letter of each word combined with a two or three digit number.

Example: 'The Man from Snowy River' followed by your house number.

The password would be **TMFSR168**.