




Coffee Break

Question on Software or Operating system.

Display your Programs in a List.


By default when you go to **All Programs**, XP displays them over the whole Desktop screen. There is a way to make them into a list.



[1] Right click on [Start]

[2] Left click [Properties].

1 Right Click on Start



Taskbar and Start Menu Properties

Taskbar Start Menu

Start menu

Classic Start menu

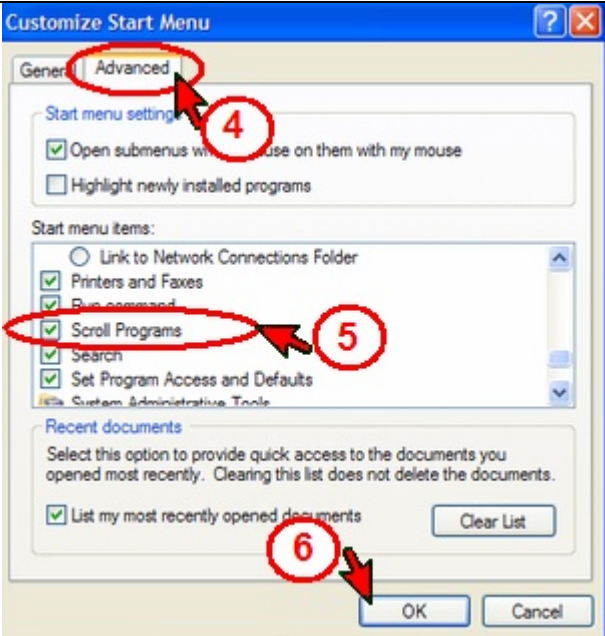
Customize...

Customize...

OK Cancel Apply

Have the [Start Menu] tab open.

[3] Left Click [Customize] button.



Customize Start Menu

General Advanced

Start menu settings

Start menu items:

Recent documents

OK Cancel

[4] Click the [Advanced] tab and scroll down to the box marked...

[5] [Scroll Programs] and check it.

[6] Click [OK] then [OK] again.

Now when you go to "All Programs" you'll get a long list.