



# Coffee Break

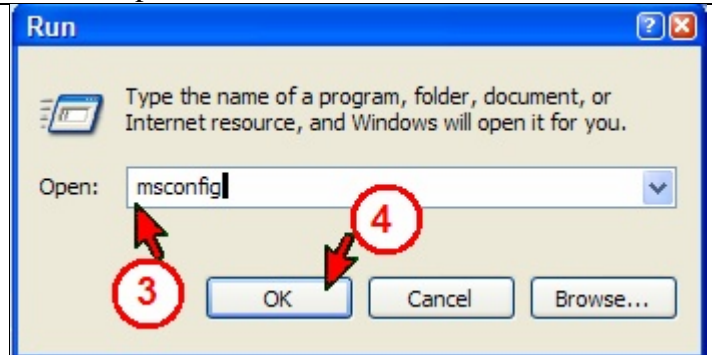
Question on Software or Operating system.

Make Windows XP run smoother.

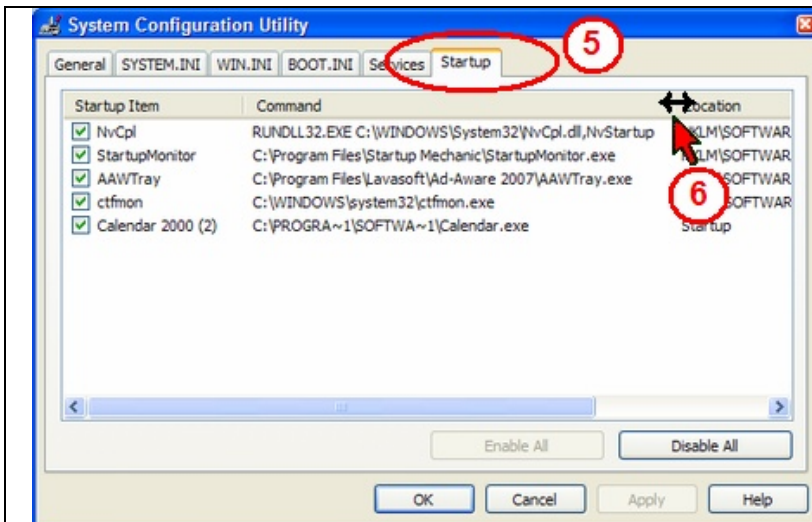
On the club CD there are two programs that allow you to safely edit software that run at startup. There are many others that run because they're in the Startup folder, others because they're part of logon scripts, others because of Registry settings. The logon scripts and registry setting are not shown in the 'Startup Manager' programs. You can check what is loaded and running in the background. Sometimes using up valuable memory space. To find out what's running follow the steps below.



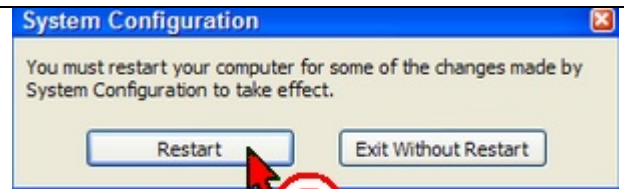
(1) Click [Start] then (2) [Run] option.



(3) In the Run [Open:] window type msconfig.  
(4) Then click [OK]



The [System Configuration Utility] window opens.  
(5) Click [Startup] tab, (6) move to the [Location] divider, when double arrow appears, click and slide to the right. This allows you to see more information about the file. Uncheck any not needed.



Clicking [Apply] then [OK] brings up a prompt to (7) [Restart] your computer to make the changes effective.

Clicking the [Services] tab, the next one to the left, opens a list of programs run on your computer. Some can be turned off.

Study the list and you will note some marked yes under *essential* list. You can check the box [don't list Windows].