



Coffee Break

Question on Software or Operating system.

HOW TO LOAD LAST KNOWN GOOD CONFIGURATION.

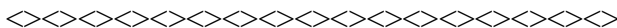
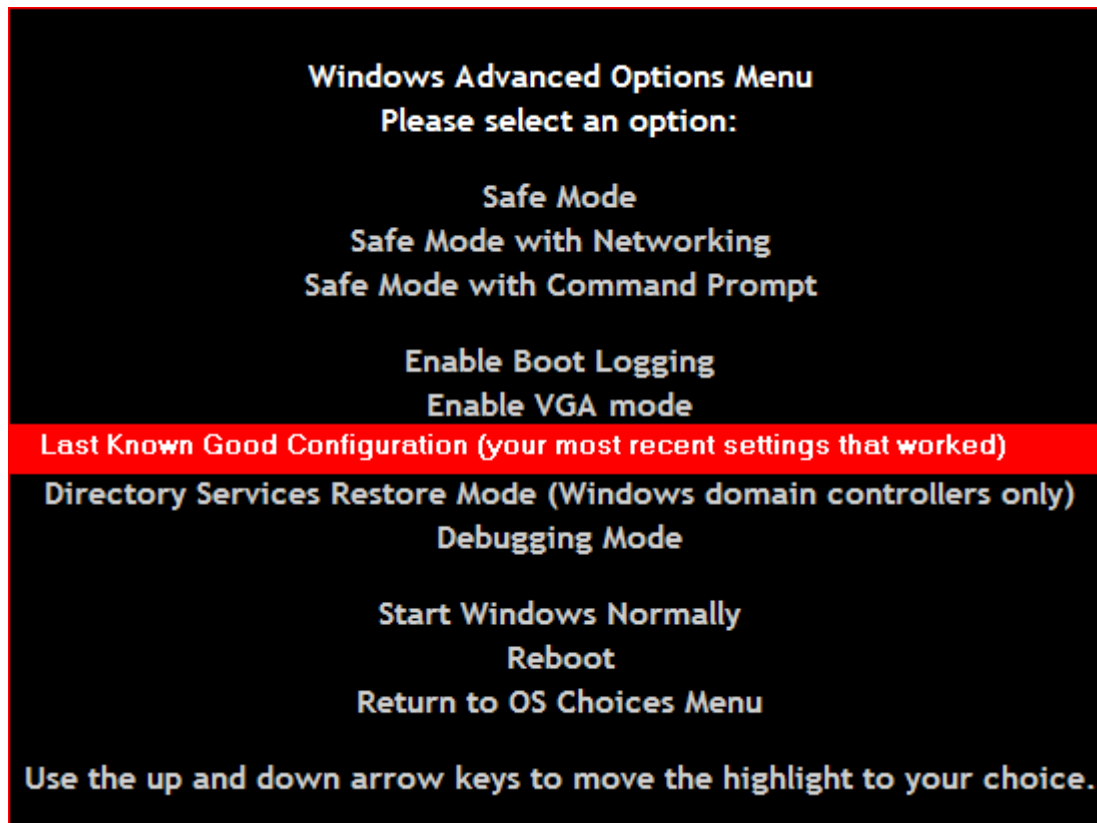
This feature enables a you to load the last working version of your system configuration. With this you can fix issues with a computer that were not able to load into Windows at start-up.

To load the last known good configuration in Windows XP.

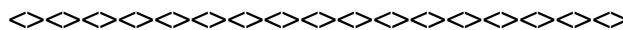
First reboot the computer and as it's booting press and hold your "F8 Key".



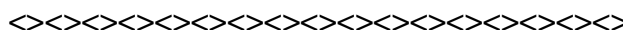
This should bring up the "Windows Advanced Options Menu" as shown below. Use your arrow keys to move to "Last Known Good Configuration" and press your Enter key.



Note: With some computers if you press and hold a key as the computer is booting you will get a stuck key message as the computer is booting. If this occurs instead of pressing and holding the "F8 key" tap the "F8 key" continuously until you get the startup menu.



As can be seen from the above example, you should be able to highlight and press enter to load the last known good configuration. Once completed the computer should restart and attempt to load into Windows.



Will running the Last Known Good Configuration delete anything?

No, running the last known good configuration will restore your last good system settings and will not delete anything. The only thing you may have to reinstall programs you have recently installed because the configuration for those programs may have been lost.