



Coffee Break

Question on Software or Operating system

Hidden Files and Folders.

Microsoft in their good wisdom chose not to display DLL files or special Folders from Windows Explorer.

A dynamic link library (DLL) is a collection of small programs, which can be called upon when needed by the executable program (exe) that is running. The DLL lets the executable communicate with a specific device such as a printer or may contain source code to do particular functions.

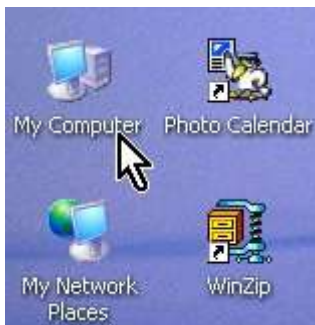
One tutorial session required the group to copy a DLL file to a Folder.

The tutor class was using Audacity, a sound capture program. The LAME.DLL file was required by Audacity to export sound files in MP3 format.

By default Windows Explorer does not show these files, so moving LAME.DLL to Audacity folder could not be made.

To Change Windows Explorer's Default.

From your desktop left click My Computer

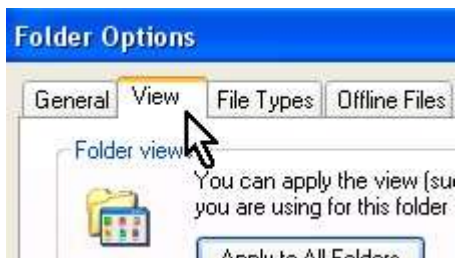


From My Computer's open window left click [Tools].

Then left click [Folder Options]

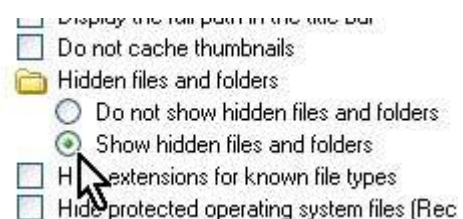


In the Folder Options box left Click the [View] Tab.



In the small window below left click on [Hidden files and folders] to open the other options.

Left click the radio button [on]
Hidden files and folders



Left click [Apply] and then [OK] and back out by clicking OK and closing options down.

Task Completed.