



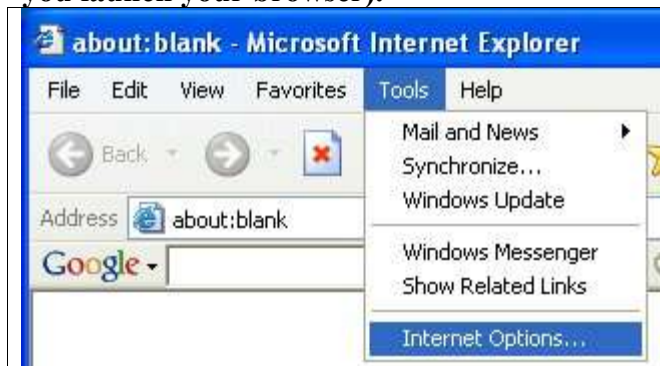
Coffee Break

Question on Software or Operating system.



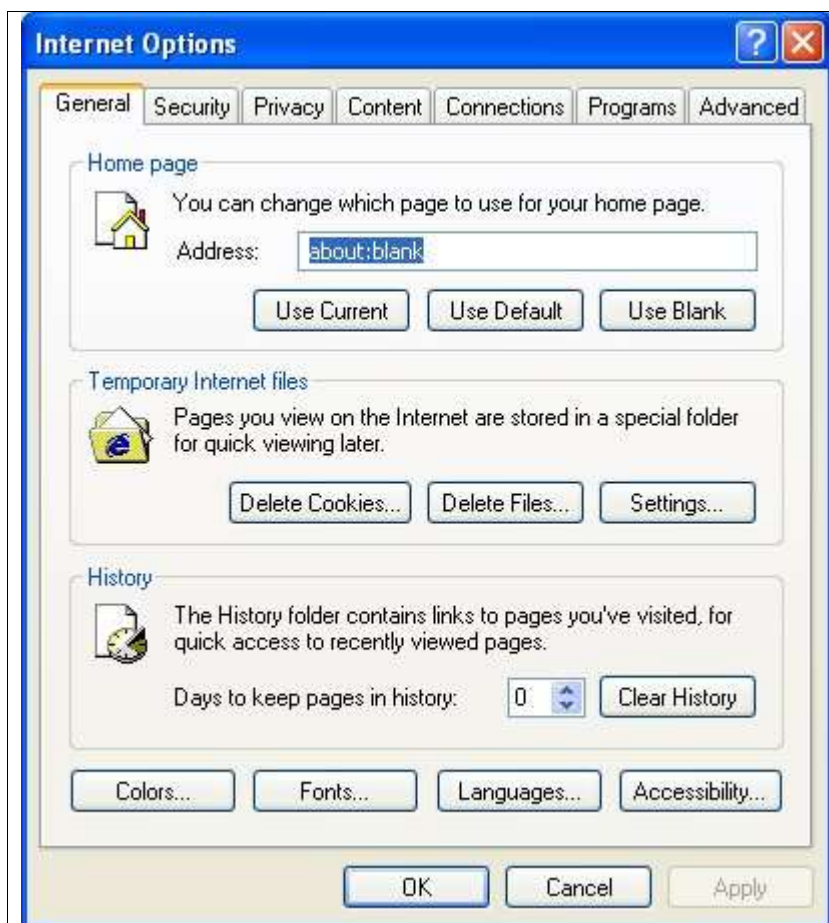
Microsoft's Internet Explorer opens by default on their home page. If you prefer another home page or search site you can change this preference by simply clicking on **[Tools]** scroll down and click on **[Internet Options]**.

Shown below is how to set your home page in Internet Explorer (this is the page that first opens up when you launch your browser).



Step (1)

The best plan is to first open your browser on your preferred home page this makes it easier when entering the web address.

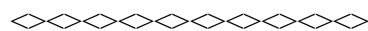


Step (2)

In the **Internet Options** dialog box with the **[General tab]** chosen. Left click on **[Use Current]**.

If you followed step (1) then the web address will be entered and this will then become your home page every time Internet Explorer starts.

You can select **[Use Blank]** which will make no page to be load when you first open your browser.



Note that from this dialog box you can **[Delete Cookies]** and **[Delete Files]**.

The option **Delete Files** are web page files that are stored in a temporary internet folder. The reason for holding these web page files is so your browser can open any of the pages much more quickly if you revisit that site. The default setting is 3.5 meg. You can change this by clicking **[Settings]** and change the slider bar to your preference.