



# Coffee Break

Question on Software or Operating system.

## Larger Quick-launch Icons

Modern monitors with their wide screen and higher resolutions make the icons on the taskbar smaller than normal. These Quick-launch toolbar icons can be made larger.



To make icons in your taskbar bigger, just **right-click** a blank area on the Quick Launch part (LH side where the programs are) of the Taskbar and select View, Large Icons.

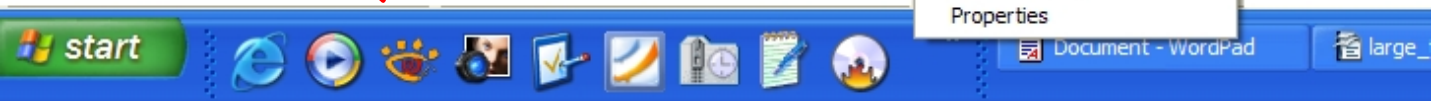
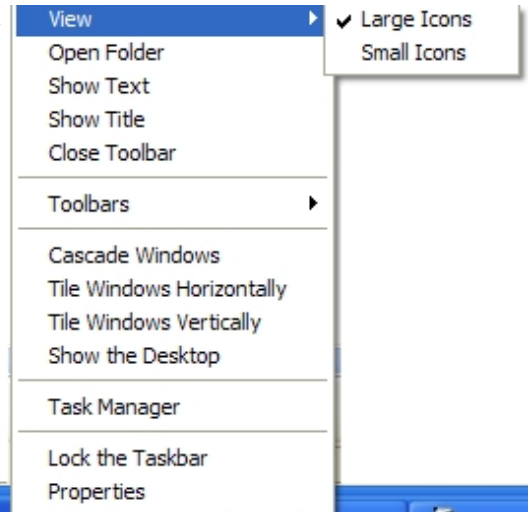
Right click here, between the 2 separator bars.



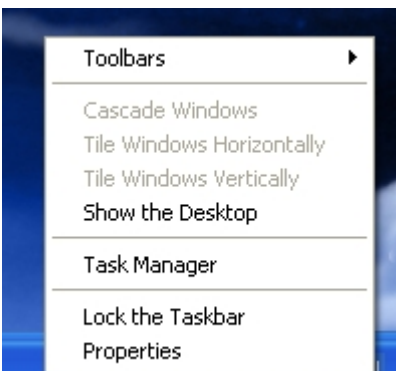
Separator bars

Select [View] and click [Large Icons]

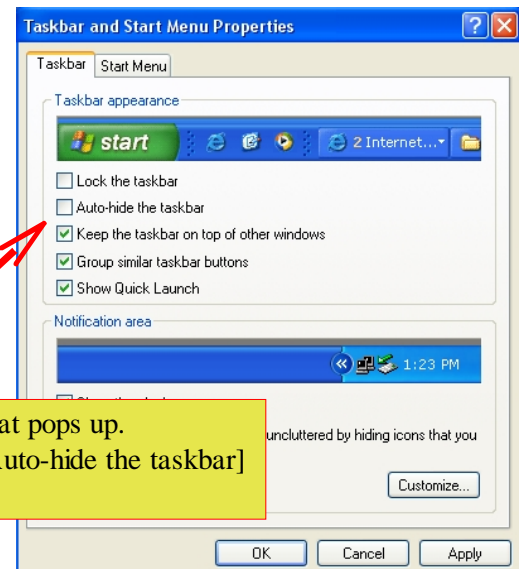
Note the larger taskbar icons



With larger icons it robs Real Estate on your desktop. You can hide the Taskbar which will give you a little bit more screen area.



Right-click any blank area on your taskbar and select [Properties].



From the menu that pops up. Place a tick in [Auto-hide the taskbar]