



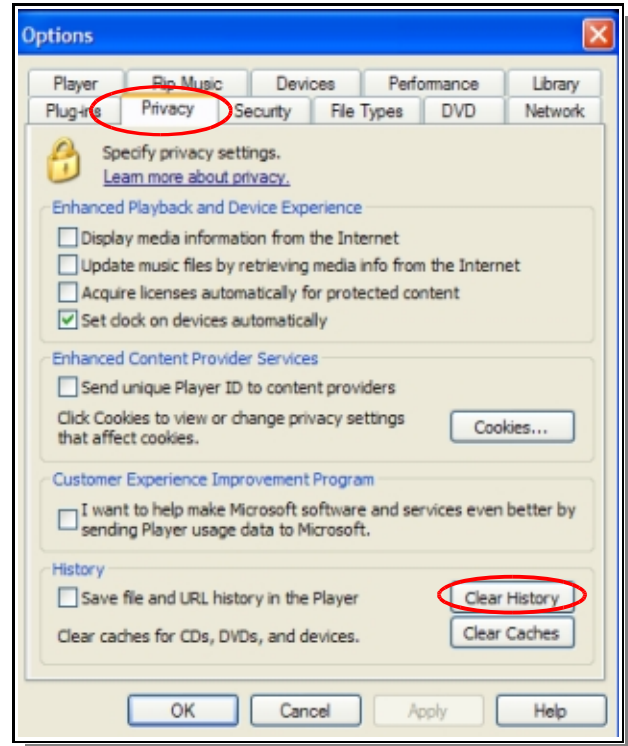
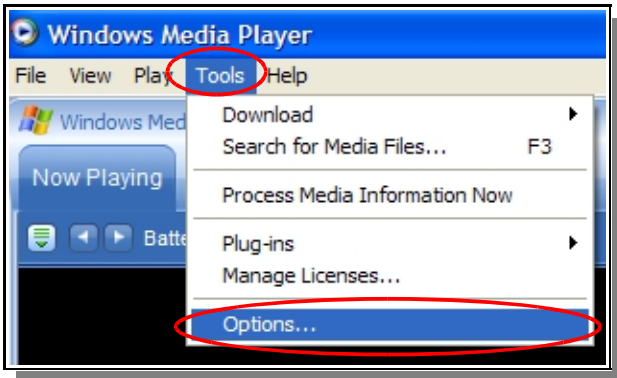
# Coffee Break

Question on Software or Operating system.

## clear the windows media player history.

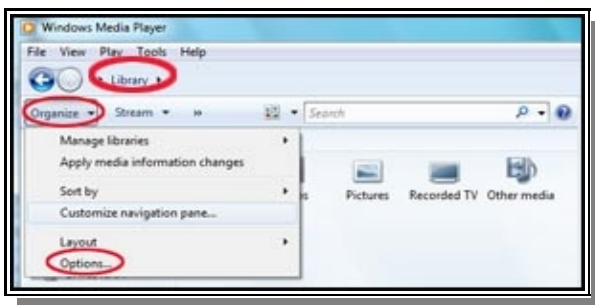
For privacy reasons, especially if you share your computer with others, you may not want your player history to be kept. This guide tells you how to clear the Windows media player history in Media Player 10 & 12.

### Media Player 10.

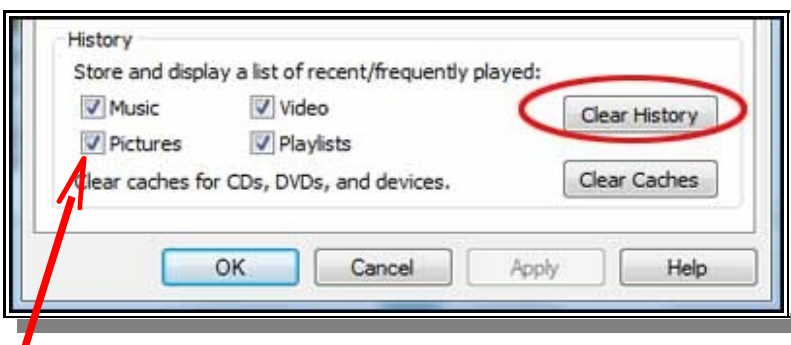


### Media Player 12.

Open Windows media player. In "Library" view, click the "Organize" button, selecting "Options".



When the "Options" multi-tabbed dialog box appears, select the "Privacy" tab



Check the items that you want to clear history, then click the "Clear History" button.  
Press "OK" to close the dialog box.