



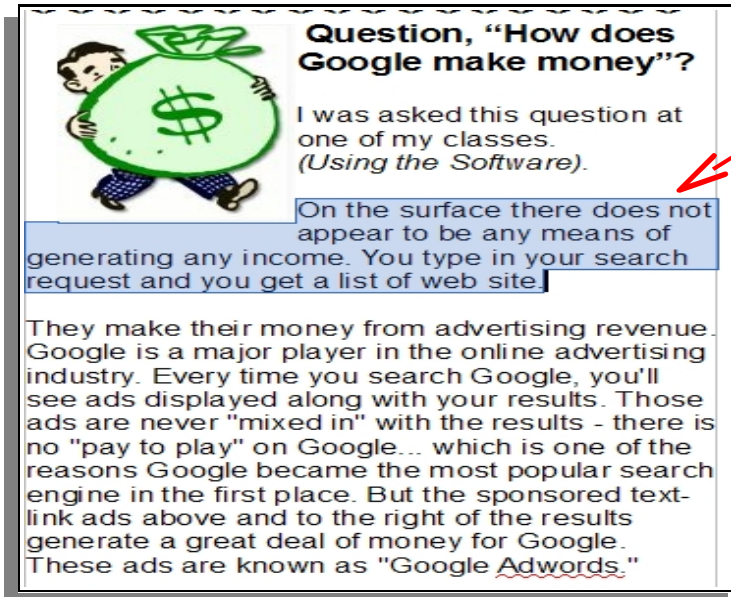
Coffee Break

Question on Software or Operating system.

Print Selection only...

With Print [**Selection**] you can print just part a page instead of the whole page.

This also applies when surfing the internet you find the information you want to print out. When printing from the internet you don't have to waste paper and ink printing out the entire site page with images and advertisements. Just print out the information you want with Print [**Selection**].



Question, "How does Google make money"?

I was asked this question at one of my classes. (Using the Software).

On the surface there does not appear to be any means of generating any income. You type in your search request and you get a list of web site.

They make their money from advertising revenue. Google is a major player in the online advertising industry. Every time you search Google, you'll see ads displayed along with your results. Those ads are never "mixed in" with the results - there is no "pay to play" on Google... which is one of the reasons Google became the most popular search engine in the first place. But the sponsored text-link ads above and to the right of the results generate a great deal of money for Google. These ads are known as "Google Adwords."

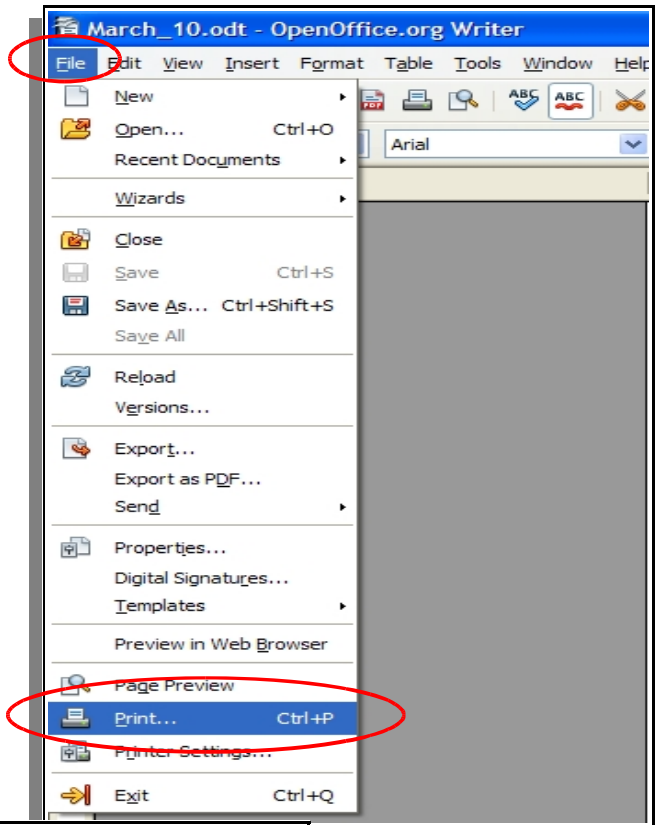
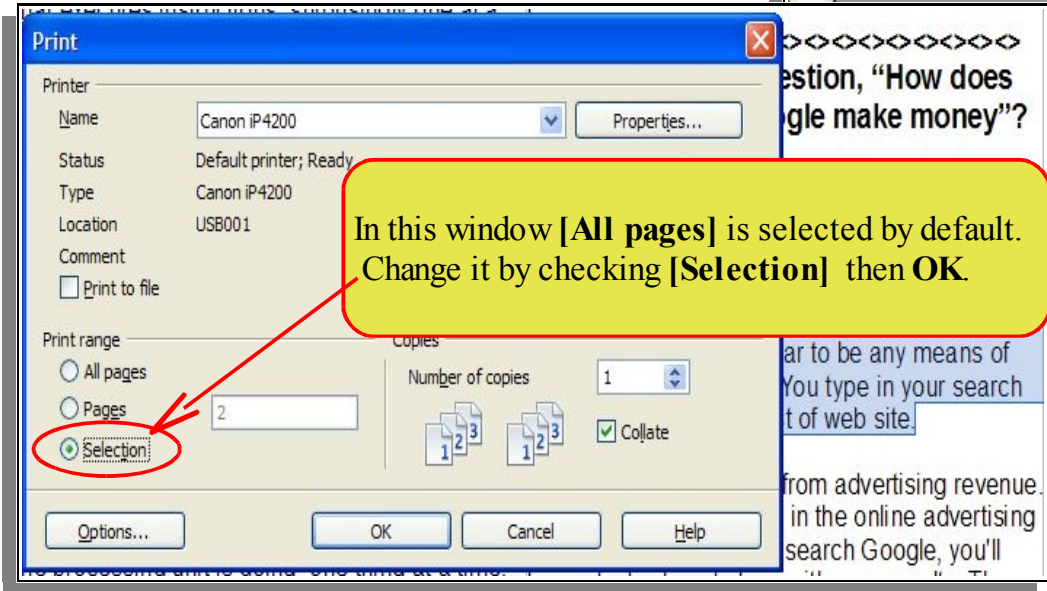
On the web page or document **Highlight** the specific information you want to print out with your mouse:

Go to [File] on the Menu Bar, click to open.

Click [Print]

Or use the shortcut keys **Ctrl + P**

This save going to the Menu Bar.

Print

Printer: Canon IP4200

Status: Default printer; Ready

Type: Canon IP4200

Location: USB001

Print to file:

Print range:

- All pages
- Pages: 2
- Selection

Copies: 1

Collate:

Buttons: Options..., OK, Cancel, Help

In this window [**All pages**] is selected by default. Change it by checking [**Selection**] then OK.

This will only print out the text you have highlighted and will work for specific images also. Just highlight the image and use the same process.