




# Coffee Break

Question on Software or Operating system.


## Change icon and text size on your Desktop.

You can change the size of the icons and the size of the text beneath them on your Desktop, and not just by choosing Large Icon or Small Icon.



**Click the Right Mouse Button**

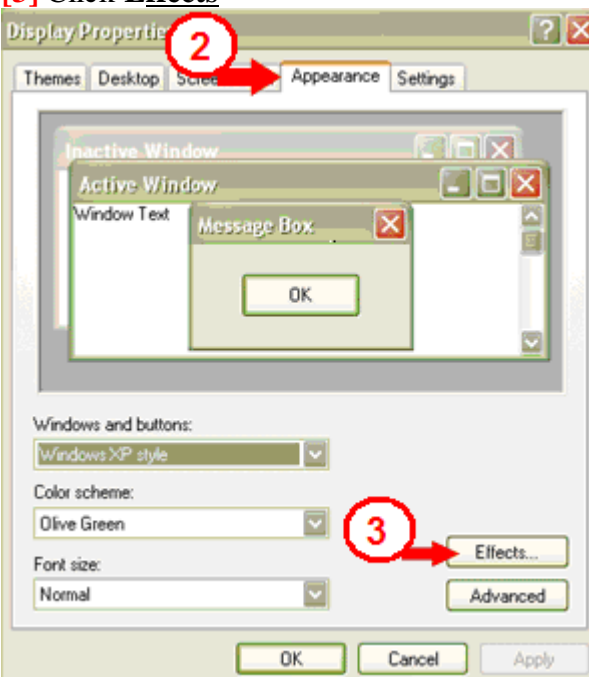
Just right-click the desktop, click **[1] Properties**.



**[1]**

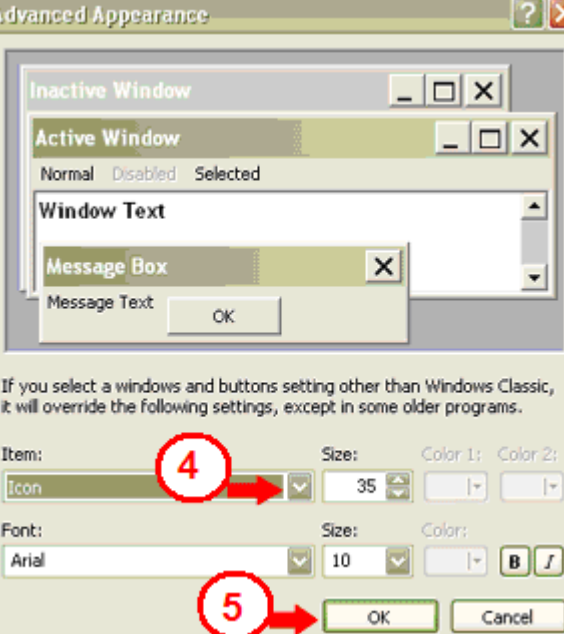
**[2]** Then and go to the **Appearance** tab.

**[3]** Click **Effects**



**[2]**

**[3]**



**[4]**

**[5]**

The Advanced Appearance window will open. Scroll down to "**icon**" **[4]** and then you'll be able to change those icons and caption sizes at will.

Make your changes, then click **OK**. **[5]** You'll return to the Display Properties window. Click **[Apply]**. Your desktop screen will gray out for a few seconds, then you'll see the changes on your desktop. If you like what you see, click **OK**. If not, click on **Effects** again and make more changes.