



# Coffee Break

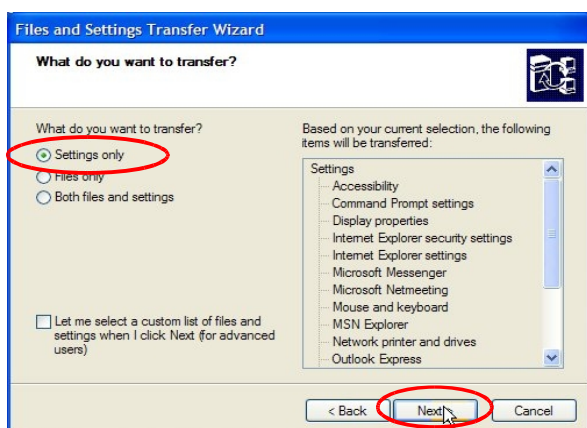
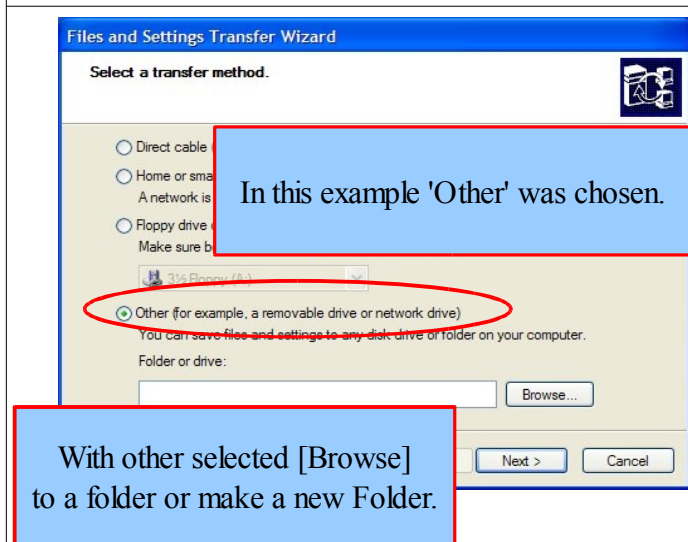
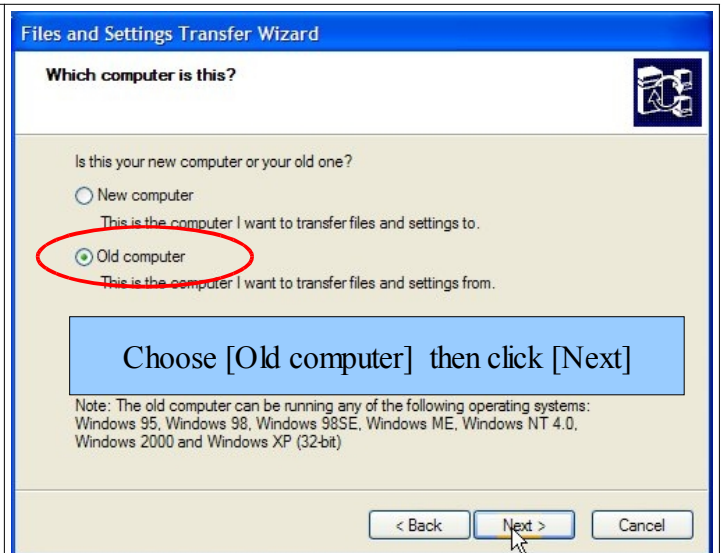
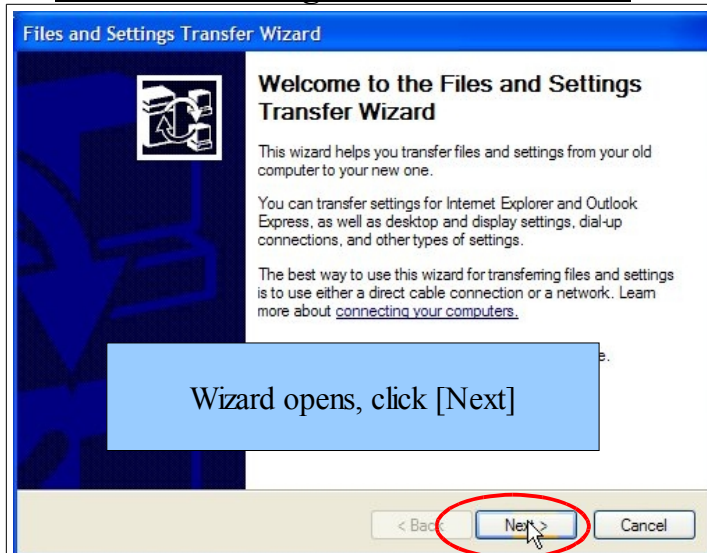
Question on Software or Operating system.

## Files and Settings Transfer Wizard.

XP has a feature that makes it easier for you to get files off your old computer onto your new one. You can move personal display properties, folder and taskbar options, and Internet browser and e-mail settings from your old computer and place them on the new one.

The wizard will also move specific files or entire folders, such as My Documents, My Pictures, and Favorites. To open the Files and Settings Transfer Wizard go to....

**Start / All Programs / Accessories / System Tools then click .....  
"Files and Settings Transfer Wizard".**



In the example (left image) the Radio Button [Settings Only] is selected.

Click [Next]. The wizard places all your Settings in the folder you made. The 'Transfer Wizard' compresses the file to make them smaller.

Now burn your Settings file to a CD and transfer to the new computer. The Wizard will also need to be on the new computer. Run the Wizard and it will uncompress the settings a restore them on the new computer.