



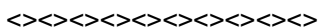
Paint Shop Pro XI.

Many of our members now own a digital camera. Capturing colourful images with their cameras couldn't be easier. Although the modern camera takes all the guess work out of taking a perfect photo there is always room for improvement. With the interest shown in photo manipulation our tutor Zillah Warner is running a class on using Paint Shop Pro XI. This digital photography toolkit assists the photographer to adjust images, making it easy to process, edit, enhance and create professional-quality photos. Instantly fix common flaws with just one-click. You can get creative with artistic effects and filters.

The class starts from the very basics of using Paint Shop Pro and progresses to more advanced editing tools.

You are welcome to attend this class on **Mondays 9.30am to 11am.**

The club has Paint Shop Pro installed on all 21 computers with XP Prof. Plus the 4 notebooks computers. Three of the notebooks have 'Vista'.



Club members are not restricted to the class they first joined. You are welcome to attend any of the classes listed. Editor.

Memories on T.V.

With the arrival of digital photography and it's ever increasing acceptance, the old 35mm film camera is sadly forgotten. So what can you do with those 35mm slides or 6x4 prints? Many have precious memories of passed years.

Give those precious old photos a new lease of life. Use the club's scanner to convert your photo prints or **35mm slides** into digital images.

When you have the images on the computer you can enhance them and use software to make a slide show.

The computer club has the latest version of **Memories on TV.**

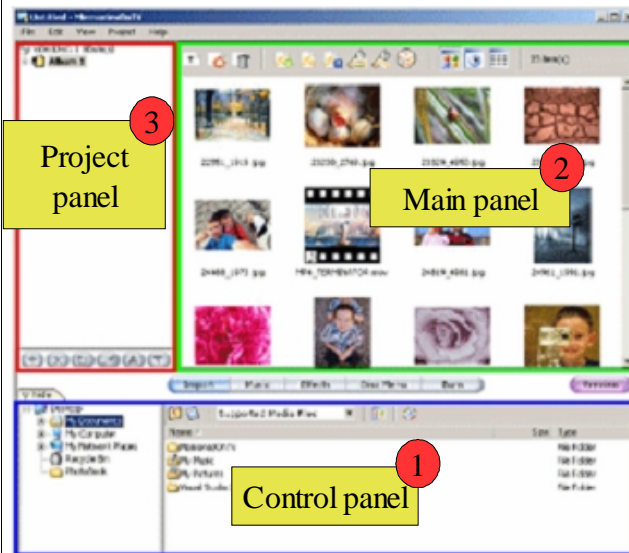
The new version has many more special features to make your slideshow more professional in appearance and performance.

MemoriesOnTV is an easy but powerful video CD/DVD authoring software that brings your digital photos & videos into the living room television. With MemoriesOnTV, you can archive your favorite pictures & videos into a professional CD/DVD that is playable on standard DVD players, and accessible on your computer.

Video authoring is simply a matter of going through 5 simple tasks.



The main application window is divided into 3 main panels



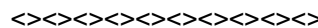
You can import your photos & videos into **MemoriesOnTV** just by dragging them into the Main Panel.

You can add music, narration, special transition effects, Text captions, Disc Menus, panning, zooming, rotation and transparency for individual slides. There are many more special features to numerous to cover in this newsletter.

John Windle and Norm Cobban can assist you to make a slide show out of your photos or slides. Bring you slides or prints to the class and use the clubs scanner or bring your digital images either on a CD or USB flash drive. Using MemoriesOnTV is very easy.

The class is held on Fridays: 9.30am to 11am. Memories on TV. Tutors John Windle and Norm Cobban:

The club has CDs or DVDs to burn your slide show or bring your own.



Just a reminder to mark you Calendar for the club Christmas Party to be held on the 17th of December in the Activities Room, 11am to 1.30pm. You will need to place your name on the participant list at the class attendance table so organizers can provide for the numbers attending... The Christmas Party is free. Christmas hamper donation box will be at the entrance to the computer room, please make a contribution. Raffle tickets will be sold and prizes drawn on the day to add to the fun.



Correction to last months Announcement.

Our printer supplier Cartridge World has changed hands and will now give club members a 10% discount on showing their Club Name Badge (Penrith branch only). This applies to refilled printer cartridges ONLY.



Club Printer 'Oki'

Over the last few months the club has had many new members. The committee welcomes our new members. All equipment is there to freely use. One appliance needs special care. That is our printer. Paper supplied by the club is the only paper to be loaded into the printer cartridge.

In the past a few members (unknowingly) chose to print on quality photo paper. The printer uses a one pass heated drum and photo paper with it's gloss surface sticks to the drum.

(START BUTTON). PROGRAM ARRANGEMENTS.



Basic Tip

Coffee Break

Question on Software or Operating system.

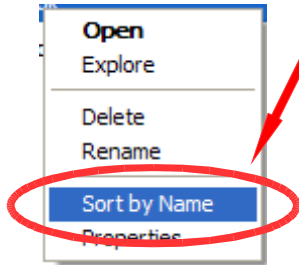
Do you have a program you often use but not enough to make a desktop shortcut, which would add extra icons to another wise clean desktop. You can simply go to [START], [PROGRAMS], **right click** any program on the list and organize your start menu in Windows XP with the programs in alphabetical order. As shown below.



Click the Right Mouse Button

Move your mouse to any of the folders there. Right Click the mouse button.

A box will open up, scroll to "Sort By Names" and click.



All the folders with programs will be alphabetized.

When you install the next program it will be on the end of the program list. Follow the above to place the program in alphabetical order.

