

Penrith Valley Seniors Computing Club Inc

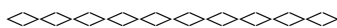
Penrith Valley Seniors Centre
 86 Station Street, Penrith NSW 2750
 Tel: 4721 0609 Fax: 4721 5224 E-mail: pvscc@internode.on.net
 Web Site: www.users.on.net/pvscc

Newsletter - No. 10 - July 2005

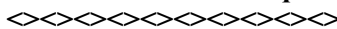
Newsletter Editor Tom Lehane

Club Committee: E-mail: pvscc@internode.on.net	Assistant Treasurer Pat Mitchell Tel: 9623 4358
President Bob Ryan Tel: 4739 3542	Purchasing Officer Syd Bousfield Tel: 4733 3473
Vice-President Alan Lees Tel: 4736 5541	Member Rob Dickie Tel: 4733 4004
Treasurer Bert Foster Tel: 4754 3008	Member Yvonne Doyle Tel: 4733 7332
Secretary Zillah Warner Tel: 4732 4248	Member George Bell Tel: 4721 3681
Social Committee: Pat Mitchell Zillah Warner Yvonne Doyle	

Please contact any committee member, if you wish to discuss club matters, or if you have any suggestions on how to improve the club.

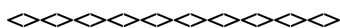


Just a reminder that member subscriptions of - \$20 - for the 2005/2006 year were due on the 1st July. To continue the use of your club's facilities fees are required.



Members have until the 3rd August 2005 to forward their nominations to the Secretary for the election of committee members. Nominations forms are available from class tutors or any of the committee members. Committee nomination forms are also available on the club notice boards.

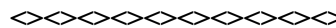
The new committee will be voted in at the club's Annual General Meeting to be held in the Centre's main hall at 10:30am on Wednesday 17th August, 2005.



The Thursday morning class from 9.30am to 11 am now covers beginners, card making and do your own thing. It also includes making video CDs of your digital photos. These CDs can be played on a DVD player. All you need is a CD with your photos. Most photo processing stores can load your images from the digital camera to a CD if you don't feel confident to do so. The software used is 'Pictures to TV' which makes a slide show of your images with beautiful image transitions and added music.



The photo on the left show some of things made at Thursday's class: beautiful sweet baskets and gift boxes. The Birthday cards, Children Party invitations and Wedding invitations are also very impressive. Arrive on Thursday mornings from 9.30am to 11am to be included in this class. Cost \$2.00 each meeting. Printing cost not included.



Red-eye from the cameras flash can spoil an otherwise good photo. Monday and Tuesday's classes '**Digital Editing**' with our tutors Zillah Warner and Bert Foster will assist with editing of your image to remove red-eye using PaintShop Pro 8. The classes are from 11am to 12.30pm on Monday and Tuesdays.



The **Digital Editing** class can scan your damaged photos into the computer using the club's scanner and assist you to make repairs to the copied image.

Weekly Schedule for Computer Courses

Mondays: 9.30am to 11am Beginners & do your own thing 11.00 am to 12.30 pm Graphics (Digital Editing)	Tuesdays 9.30am to 11am Beginners & do your own thing 11.00 am to 12.30 pm Graphics (Digital Editing)
Wednesdays: 9.30am to 11am Beginners & do your own thing	Wednesdays: 1pm to 2.30pm Beginners, Internet & Email and Genealogy
Thursdays: 9.30am to 11am Beginners, Card Making and do your own thing.	Fridays: 9.30am to 11am Beginners & do your own thing

Visit the clubs web page for training courses www.users.on.net/pvscc/training.htm

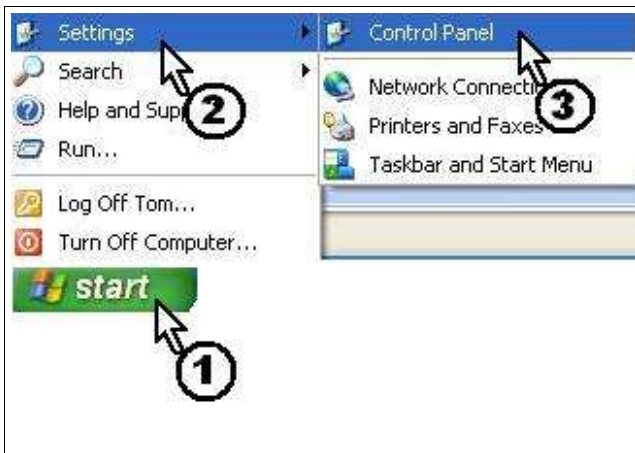


Coffee Break

Question on Software or Operating system.

Do you have trouble finding the cursor in a word processor, spreadsheet or other software that uses the blinking cursor? You can customize the blinking cursor to a larger size.

Here's How



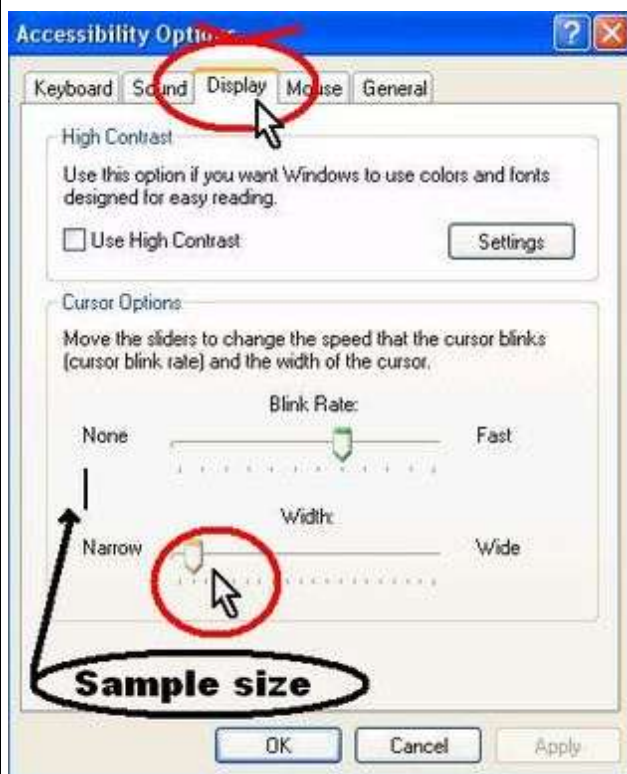
1. Left click the [start] button
2. Then Settings
3. Click Control Panel

In the Control Panel Window left click Accessibility Options.



In the **Accessibility Options** window left click the Display tab.

Use the slider bar to increase blinking cursor's Width. Left click OK to the Option.



Close Control Panel Window and the task is completed.