



Penrith Valley Seniors Computing Club Inc

P.O. Box 4063
Penrith
N.S.W. 2751
Tel. 47210609
Fax 47215224

Penrith Valley Seniors Centre
86 Station Street Penrith N.S.W.2750

Email pvscc@internode.on.net

Editor Tom Lehane

June 2006

President: George Bell	Tel: 4721 3681	Member: Pat Mitchell	Tel: 9623 4358
Vice-President: Alan Lees	Tel: 4736 5541	Member: Anne Roddick	Tel: 4721 4343
Secretary: Zillah Warner	Tel: 4732 4248	Member: Lorraine Brown	Tel: 4736 5541
Treasurer: Bert Foster	Tel: 4754 3008	Webmaster: Tom Lehane	Tel: 4721 5375
Social Committee: Pat Mitchell, Zillah Warner, Anne Roddick			

Visit the clubs web page for training courses www.users.on.net/pvscc/training.htm

Weekly Schedule for Computer Courses	
Mondays 9.30am to 11am Beginners & Do your own thing. 11.00 am to 12.30 pm Graphics. Tutor: Zillah Warner	Tuesdays 9.30am to 11am Beginners & Do your own thing 11.00 am to 12.30 pm Graphics (Digital Editing). Tutor Bert Foster
Wednesdays 9.30am to 11am Using the Software. Tutor: Tom Lehane 1pm to 2.30pm Beginners, Internet/Email, and Genealogy Tutor: George Bell, Alan Lees and John Windle	Thursdays: 9.30am to 11am Beginners, Card Making and Do your own thing. Tutors Pat Mitchell & Zillah Warner
Fridays: 9.30am to 11am Beginners & Do your own thing. Tutor Alan Lees and John Windle	'Do your own thing' means learn Word, Publisher, Excel or play on the Internet.

Please note: Wednesday afternoon classes on the 2nd Wednesday of each month are closed due to the seniors centre committee meetings held in the club room.

A reminder to all user groups. Parking space is limited, so follow the conditions of use.

- 1) Please park close to the next vehicle.
- 2) Use of a courtesy gate key entails an obligation of unlocking and relocking the gate immediately after use.
- 3) Main car park is a shared area.
- 4) Car parking on Union Lane side of the building is reserved for those obtaining Management Committee approval.

If you do not adhere to the above it could result in losing your Car Park Key.
The above conditions are administrated by the centre's Management Committee and keys issued to members are not to be given or loaned to other members or non members.

Local News. *Members are reminded that a tutor is to be present for authorised use of computers. After hours use of computers are for administrators to clean-up and defrag hard drives plus run spyware/adware software.*

◆◆◆◆◆◆◆◆◆◆ **Membership Subscriptions for 2006/2007 year are due by 1st July 2006** ◆◆◆◆◆◆◆◆◆◆

Committee Member Nomination forms are now available. Anyone wishing to nominate for the Club Committee for 2006 to 2007 should forward a completed form to the Secretary by 3rd August 2006. Nominations forms are available from the club notice board, class tutors or any of the committee members.

At a recent computer course, a member said he was having trouble with his web browser. It kept logging on to YazzleSudoku.
He wanted to know how he got this spyware file as he has a virus checking program running.
Sudoku is a puzzle game (see image below) that requires patience and logical ability. Although first published in a U.S. puzzle magazine in 1979, Sudoku initially caught on in Japan in 1986 and attained international popularity in 2005.

If the user downloads the puzzle game and installs it on their computer, all will work fine provided YazzleSudoku is installed.
When you start playing the game, users are warned that spyware will be installed. If the user agrees, the spyware will be installed on the computer. However, if users do not agree, they will not be able to use the Sudoku program.
This is a trick method to get the user to install the spyware. It does not state that spyware will be installed, it prompts that unless YazzleSudoku is install the game will not play.

If your virus checker is up to-date, then it will warn that a spyware file is about to be installed.

Most users, mainly children, want to play the game and allow YazzleSudoku file to be installed.



Other spyware infected files that load on to you computer may come from younger members of the family downloading music files.

The peer-to-peer file sharing program Kazaa is notorious for the spyware that it carries with it.

Avoid Advertising Banners: When surfing the web.

Advertising banners (such as the examples below) that encourage you to try their product.



Beware these "suspicious" claims! Avoid these at all costs! DO NOT CLICK THESE BANNERS - EVEN TO CLOSE THEM! Usually lurking behind one of these banners is an application seeking to install Spyware on your computer. To prevent computers from being affected by these or other spyware, it is essential to have a security solution with technologies for detecting and disinfecting this threat.

Ensure you have Windows Service Pack 2 installed which has a Firewall and Virus program that will stop most intruders and unwanted software.

YazzleSudoku spyware program can be uninstalled from "Add and Remove" found in "Control panel".

Will anti-virus software stop spyware and adware?

All three of the most popular free anti-virus software lack spyware and adware detection.

AVG Free doesn't detect spyware/adware only viruses.

The free **AntiVir PersonalEdition Classic** program doesn't detect spyware/adware only viruses.

Avast! 4 Home Edition program doesn't detect spyware/adware only viruses. It will check for viruses in peer-to-peer file sharing programs like Kazaa.

If you don't want to buy the professional anti virus software that has spyware/adware blockers built-in, then you will need to have software like **Windows Defender (Beta 2)** a new security technology that helps protect your computer against spyware and other unwanted software. Found on Microsoft web site.

Other software that finds spyware/adware is shown below. They search your computer for any spyware/adware when the program is activated, not while surfing the net.



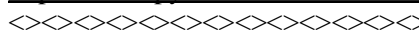
The utility scans your system--including removable drives--for the most common types of advertising spyware and safely removes offending software.

<http://www.lavasoftusa.com/software/adaware/>



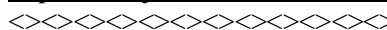
Searches your hard disk for so-called spybots or adbots, the modules that are responsible for showing ads and transmitting information back to vendors. If Spybot Search and Destroy finds such modules, it will remove them or replace them with empty dummies.

<http://www.spybot.info/en/download/index.html>



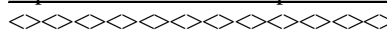
Rather than detecting and removing spyware after the fact, SpywareBlaster proactively protects your system to block spyware and adware from infiltrating in the first place.

<http://www.javacoolsoftware.com/spywareblaster.html>



For information of free Anti-Virus software view Clubs November's newsletter:

<http://www.users.on.net/~pvsc/newsletter/november05.html>



The comments are from the editor's research and use of anti-spyware and are not associated with The Penrith Valley Seniors Computing Club Inc

Disclaimer - Articles contributed to this document and published as a service to members; do not necessarily reflect the opinion or policy of PVSCC Inc. Articles are intended as opinions and items of debate only.



Coffee Break

Question on Software or Operating system.

System Restore

One of the best features in Windows XP would be the System Restore function.

So, what is System Restore? Basically it's a back-up of your computer. For example, say your computer was working just fine a few days ago, but alas today it doesn't work at all...could it have been that download you installed? What can you do to fix this...well you use System Restore. Basically System Restore takes a daily snapshot of your computer and stores it on a section of your hard drive. If your computer should suddenly not work one day all you have to do is go to System Restore and pick a day or a restore point for your computer (basically a day where your computer was working) and then the computer will reboot and be like new again or at least like a day ago when it was working. So, here's what you do.

Step 1:

Go to [Start] --->[Programs]---->[Accessories]--->[System Tools] and click --->[System Restore]

It should be the last item in System Tools menu.

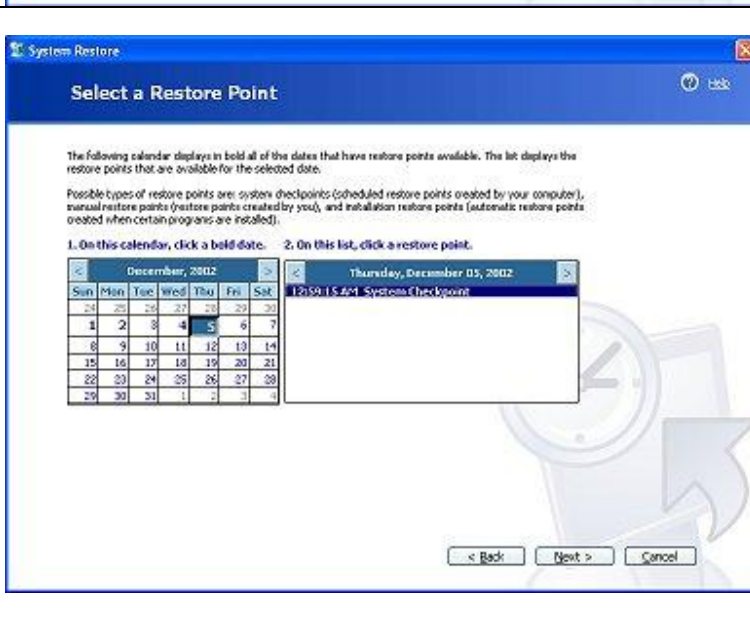
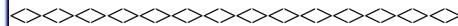
Once you do this it will open up a program that looks like this:



There will be two options on this first page:

1. Restore my computer to an earlier time
2. Create a restore point

If you want to restore you computer make sure you have that filled in and click next. The second option is good if you want to manually create a restore point before doing something dramatic to your system. So, there are two important options here, but, lets continue with restoring you computer back to a previous day.



Click Next...after doing so you'll get a window that looks like this:

You have a calendar that has a listing of all the restore points, **Bold numbers** that you can choose from.

Basically pick a day or two before, this will get you back to a working computer without having the hassle of installing lots of software again. Then you click Next...it will ask you if you want to restore and then the software will restore your computer. The computer reboots to what your computer looked like a few days ago. There you have it, System Restored.

Remember any software that was loaded after the chosen date will be lost.



The **Australian Seniors Computer Clubs Association** have evaluated these computers and are recommended to members as quality at a good price.

WORKVENTURES

CONNECT IT

Part of the

WORKVENTURES GROUP

ABN 74 002 721 217

Level 10
418A Elizabeth St
Surry Hills
NSW 2010
Australia

Tel: **1800 112 205**
Fax: (02) 9211 6923
reuse@workventures.com.au
[www.workventures.com.au/
connectit](http://www.workventures.com.au/connectit)

Partnerships
with Business,
the Community,
Church and
Government



ASCCA Standard Pack



Quality Computer

IBM NetVista

Excellent system, plenty of power, steel case, very robust

Minimum spec. Pentium III 733 MHz, 20GB HDD, 256MB RAM

Internet & Email ready (new modem installed)

17 inch Monitor

CD Rom & Floppy Disk Drives

3 Month Hardware Warranty

1. Software Products loaded

Microsoft Windows 2000 Operating System

Open Office 2.0 (comprehensive software package)

AVG Anti-Virus, Ad Aware, Acrobat Reader, WinZip

2. Plenty of Support

Free Call Centre Support (email and phone)

Free Training in some areas

3. The Right Price

\$250* is an unbeatable deal for a package of this quality!!

Order by contacting our Call Centre on (free call)

1800 112 205

* Excludes Delivery. Customers can pickup at no charge, or delivery can be arranged for an additional charge of \$20 (metro) or \$40 (regional)



WORKVENTURES

Building communities that work

WORKVENTURES

CONNECT IT

Part of the

WORKVENTURES GROUP

ABN 74 002 721 217

Level 10
418A Elizabeth St
Surry Hills
NSW 2010
Australia

Tel: 1800 112 205
Fax: (02) 9211 6923
reuse@workventures.com.au
[www.workventures.com.au/
connectit](http://www.workventures.com.au/connectit)

Partnerships
with Business,
the Community,
Church and
Government



ASCCA Power Pack

Ü Higher spec. Computer

IBM NetVista

Excellent system, plenty of power, steel case, very robust

Minimum spec. Pentium III 933 MHz, 20GB HDD, 256MB RAM

Internet & Email ready (new modem installed)

17 inch Monitor

CD Rom & Floppy Disk Drives

3 Month Hardware Warranty

Ü Software Products loaded

Microsoft Windows 2000 Operating System

Open Office 2.0 (comprehensive software package)

AVG Anti-Virus, Ad Aware, Acrobat Reader, WinZip

Ü Plenty of Support

Free Call Centre Support (email and phone)

Free Training in some areas

Ü The Right Price

\$300* is an unbeatable deal for a package of this quality!!

Order by contacting our Call Centre on (free call)

1800 112 205

* Excludes Delivery. Customers can pickup at no charge, or delivery can be arranged for an additional charge of \$20 (metro) or \$40 (regional)