



# Penrith Valley Seniors Computing Club Inc

Penrith Valley Seniors Centre  
86 Station Street Penrith N.S.W.2750  
Email [pvsc@internode.on.net](mailto:pvsc@internode.on.net)

P.O. Box  
4063  
Penrith  
N.S.W. 2751  
Tel. 47210609

Editor Tom Lehane

June 2008

President: George Bell	Tel: 4721 3681	Member: Pat Mitchell	Tel: 4735 3344
Vice-President: Alan Lees	Tel: 4736 5541	Member: Anne Roddick	Tel: 4721 4343
Secretary: John Windle	Tel: 4731 2149	Member: Zillah Warner	Tel: 4732 4248
Treasurer: Bert Foster	Tel: 4754 3008	Member: Norm Cobban	Tel: 4736 3513
Social Committee: Pat Mitchell, Zillah Warner, Anne Roddick		Webmaster: Tom Lehane	Tel: 4721 5375

Visit the clubs' web page for training courses [www.users.on.net/pvsc/training.htm](http://www.users.on.net/pvsc/training.htm)  
Visit the clubs' web site [www.users.on.net/~pvsc/index.html](http://www.users.on.net/~pvsc/index.html)

## Weekly Schedule for Computer Courses

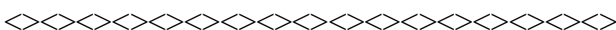
<b>Mondays 9.30am to 11am Beginners &amp; Do your own thing.</b> Tutor: Zillah Warner 11.00 am to 12.30 pm Graphics. Tutor: Zillah Warner	<b>Tuesdays 9.30am to 11am Beginners &amp; Do your own thing</b> Tutor Bert Foster
<b>Wednesdays 9.30am to 11am Using the Software.</b> Tutor: Tom Lehane	<b>Thursdays: 9.30am to 11am Card Making, Beginners and Do your own thing.</b> Tutors Pat Mitchell , Clare Dixon & Zillah Warner
<b>Fridays: 9.30am to 11am Memories to TV.</b> Tutors John Windle, Norm Cobban: Beginners & Do your own thing. Tutor Alan Lees	<b>'Do your own thing' means learn Word, Publisher and Excel or browse the Internet.</b>
<b>Digital Camera club: 4th Tuesday of the month. Start Time 12.00 noon to 1.30pm.</b>	<b>NEW!</b> Genealogy class Wednesday 1.00 pm. : next 4 <sup>th</sup> June. <b>NEW!</b> Please note: Genealogy class held fortnightly. Using Microsoft Word Fridays 11.00am



The Computer Club will hold its Annual General Meeting on 13<sup>th</sup> of August at 10.30am in the main hall.

**Committee members voting forms are now available. Anyone wishing to make nominations for members on the Club Committee for 2008 to 2009 should be forwarded to the Secretary 14 days before the meeting. Nominations forms are available from class tutors, any of the committee members and are also available at the attendance register table.**

All members are invited to attend to support the election of the committee for 2008-2009. Light refreshments, tea and coffee will be provided. It's also a chance to catch up with club members that classes are on different days than the one you attend.



The digital camera club covered another subject of interest. This time members requested that a condense version of the talk be included in the newsletter. The camera club mentor Bert Foster suggested *image composing* be the subject of the class. The basic technique explained in the text will help you to compose a picture. Before we get started these rules are not hard and fast, they can be ignored and been discarded doesn't mean your images are necessarily unbalanced or uninteresting.



Most cameras have a choice of view finder options. The one shown here is to assist in composing a photo. Can also assist in getting the horizon level in a beach scene. It is referred to as '*The Rule of Thirds*'. The theory is that if you place points of interest in the intersections or along the lines shown, your photo becomes more balanced and will enable a viewer of the image to interact with it more naturally. In fig 1 & 2 the paintings have been divided into thirds in accordance to the 'Two Thirds Rule'. This composition creates harmony to the eye because the main focus points are placed along pleasing lines, the objects are irregular placed according to the ratio.




Fig (1)



Fig (2)

In the world of fine art, picture composition played a big part. With landscape paintings the use of the *Rule of Thirds* was common.



In this portrait the photographer has placed the head of his subject on one of the intersecting points - especially his eyes which are a natural point of focus for a portrait. His tie and flower

also take up a secondary point of interest. Cropping your photos in Photoshop or Paint Shop Pro to achieve these pleasing results is another alternative. This is where an 8 plus mega-pixel camera are an advantage. You have a good size image to correct.

The other part of photo the *composition class* was Photographing Children. Probably the most important tip in photographing children is to get on their level. Many photos of children are taken from 4 or so feet above the child which does nothing but dwarf them.

Getting down to their level takes you into their world and their thoughts with the photo you take.



A professional studio photograph taken 67 years ago. Note the photographer is at eye level and used the rule of the third.

When taking portraits don't forget to use the fill-in flash. It might seem crazy at first, but one of the best times to turn on your flash is when you're taking outdoor portraits on a bright, sunny day.

Often, you'll capture more compelling indoor pictures when you turn off the flash.



No flash used in the above indoor photo.



**Annual Fees due before June 30th.**

Remember to pay your annual club fees before June the 30<sup>th</sup>.



Alan Lees our Vice-President and George Bell the clubs President has arranged a guest speaker from the NRMA to give a one hour presentation about Driving on

behalf of the NRMA.

Frank Higgins, the NRMA presenter will be covering topics on Roads and road rules - cars and car safety, safer driving tips, pedestrian issues, health issues, mobility alternatives, the older driver license tests, the impact on fellow road users.

After the NRMA seminar the computer club will give a Power Point presentation on the activates and facilities available at the club.

The NRMA presentation will be held in the main seniors centre hall on Wednesday 23<sup>rd</sup> of July 2008, commencing at 10.30am and will run for about one hour, may run overtime for question asked.

**Please note that Genealogy Classes are being held fortnightly and the next meeting is the 4th June at 1pm.**

### What is a Blog?

Blog is a blend, a new word formed by joining two others and combining their meanings as in "**Web Log**". It's a web site where you can post pictures, share links, make comments, and write whatever you want. Another neat aspect of blogging is that visitors can comment on the posts creating an interactive, collaborative space. Blogs made a big impact on the 2004 US presidential election. Bloggers exposed forged documents used in a news story causing the demise of a prestigious network anchorman. Some bloggers are even being recognized by the news establishment as legitimate journalists. Priests and pastors encourage and inspire with daily devotional posts.

There's a blog for every interest. Basic blogs can be created for free, while more involved ones might require a hosting fee.

*The articles and comments on Blog web sites are not associated with The Penrith Valley Seniors Computing Club Inc or the Camera Club. Articles are intended as opinions and items of debate only.*



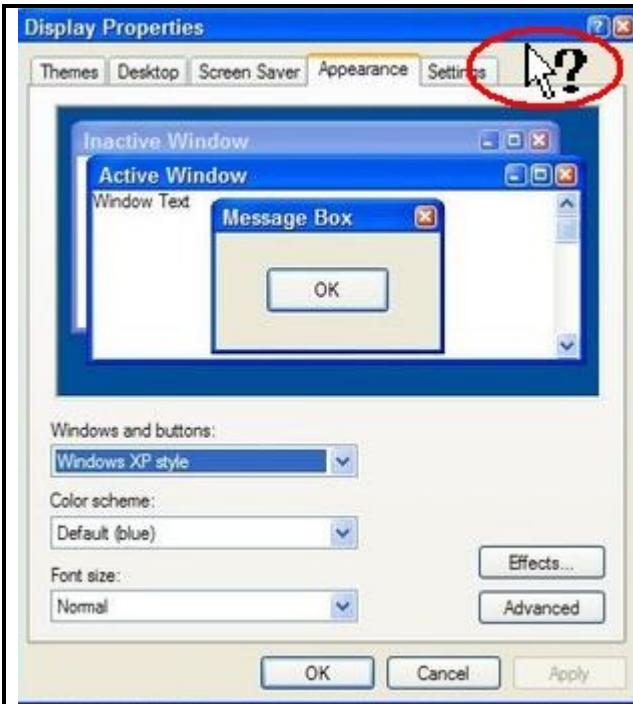
# Coffee Break

Question on Software or Operating system.

## What's This?

When you open a [Properties] or [Option] box you may be faced with a long list of features. What does each one do?

There are two ways to find out what different features do in a Microsoft product.



The first way is to click the question mark. Then move to the area you want to know about and click again.



The second is to [Right click] on the area in question and a [What's This] will display, left click the [What's This] and a description about the function will display.



On the left [What's This] displayed a short description on the Font size.