



Penrith Valley Seniors Computing Club Inc

P.O.Box 4063
Penrith
N.S.W. 2751
Tel. 47210609
Fax 47215224

Penrith Valley Seniors Centre
86 Station Street Penrith N.S.W.2750

Email pvscc@internode.on.net

Editor Tom Lehane

February 2006

President: George Bell	Tel: 4721 3681	Purchasing Officer: Syd Bousfield	Tel: 4733 3473
Vice-President: Alan Lees	Tel: 4736 5541	Member: Pat Mitchell	
Secretary: Zillah Warner	Tel: 4732 4248	Member: Anne Roddick	Tel: 4721 4343
Treasurer: Bert Foster	Tel: 4754 3008	Member: Lorraine Brown	Tel: 4736 5541
Social Committee: Pat Mitchell, Zillah Warner, Anne Roddick		Webmaster: Tom Lehane	Tel: 4721 5375

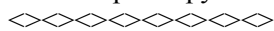
Visit the clubs web page for training courses www.users.on.net/pvscc/training.htm

<i>Weekly Schedule for Computer Courses</i>	
Mondays 9.30am to 11am Beginners & Do your own thing. Tutor: Alan Lees 11.00 am to 12.30 pm Graphics (Digital Editing). Tutor: Zillah Warner	Tuesdays 9.30am to 11am Beginners & Do your own thing 11.00 am to 12.30 pm Graphics (Digital Editing). Tutor Bert Foster
Wednesdays 9.30am to 11am Using the Software. Tutor: Tom Lehane 1pm to 2.30pm Beginners, Internet/Email, and Genealogy Tutor: George Bell	Thursdays: 9.30am to 11am Beginners, Card Making and Do your own thing. Tutors Pat Mitchell & Zillah Warner
Fridays: 9.30am to 11am Beginners & Do your own thing. Tutor Alan Lees	

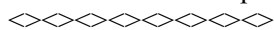
The Penrith Valley Seniors Computing Club Inc. Constitution is now on the clubs Web Site for members to read. Log on to our web site http://www.users.on.net/~pvscc/pc_index.htm and left click *Club Constitution* Button.

The classes at the computer club have now recommenced after the Christmas break.

Listed below are the classes members can participant in and learn many new skills. The cost for all classes for financial members is \$3.00. This includes internet use. Using the clubs' colour printer will incur printing cost. The price depends on the type of paper used and whether colour or black. Cost for colour on standard A4 paper is 30 cents per copy.

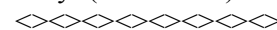


Using your digital camera over the holiday period and capturing those treasured pictures was a lot of fun. Maybe it was a new one or old faithful and you have images you would like to enhance then join Monday or Tuesday classes 'Digital Editing' with our tutors Zillah Warner and Bert Foster. They will assist you with editing of your images using Paint Shop Pro 8. The classes are from 11am to 12.30pm on Mondays and Tuesdays.



Wednesday's we have our newsletter editor's class "Using the Software" from 9.30am to 11.00am. Last year the classes were limited to 14 participants due to the small area and only 9 computers for hands on instructions. The club now has 18 computers and a larger area so more members can take part. The classes cover many subjects ranging from using Windows Paint (members gained many skills with Windows Paint) to

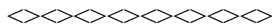
using Audacity sound capture program to transferring Vinyl (LP records) to a CD using the computer.



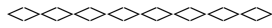
Wednesday afternoons from 1pm to 2.30pm our club President George Bell has a class for Beginners, Word Processing, Internet & Email plus Genealogy. Wednesday afternoon class, Genealogy, George will assist club members research their family history using the internet. George can only assist you in your research, but the amount of online family history data, tutorials and general information from government, commercial and private sources is growing fast and this is where George can help with your research. Interested members can either contact George Bell on 4721 3681 or arrive at the class on Wednesdays from 1pm -2.30pm.



Thursday's morning class from 9.30am to 11am now covers beginners, card making and do your own thing. In the card making class you can design beautiful sweet baskets and gift boxes, Birthday cards, Children Party invitations and Wedding invitations which are very impressive. Our tutors Pat Mitchell and Zillah Warner are very skilled using this software and will show you how to design your own beautiful cards. Arrive on Thursday mornings from 9.30am to 11am to be included in this class. Cost \$3.00 each class meeting. Printing cost not included.



Fridays our Vice-President Alan Lees has a class for beginners & do your own thing which can range from Internet and Word Processing. Class starts at 9.30am to 11am.



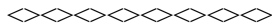
Wednesday's class "Using the Software" will start the year with a refresher course or in other words a replay of last years tutorial classes at the request of members. Windows XP operating system has many features that were not included in Windows 98 which these classes started with in February 2005.

The first tutorial last year was using WinZip file compression and un-compressing a zip file.

Windows XP has it's own file compression program built-in and this will be the feature of the first class for 2006.

A short history of file compression and how it works in basic terms will be shown on our projector using Power Point presentation. Then members will zip and un-zip files as an exercise.

Any Members using Windows 98 will also be given tuition on use a freeware file compression program.

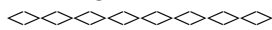


Thirteen members, mostly tutors, attended the "Training the Trainer" course at the Penrith computer club on 27th of January. The course was conducted by Peter Stanhope, Training Officer for ASCCA. (Australian Seniors Computer Clubs Association).

The course covered many scenarios of teaching strategies for seniors on the use of computers. Word processing, using Excel spreadsheet to picture editing and enhancing. Peter also demonstrated the use of "Dragon Naturally Speaking" a Voice Recognition program that converts speech in to text.

The user just talks in to a microphone and the software recognises the word and compares it to it's own dictionary then places the text in to your word processor. Very fast and efficient for seniors with keyboard difficulties.

The course was from 9.30am till 3.30pm. Morning tea, lunch and afternoon tea was provide by Pat Mitchell and Zillah Warner, much appreciated by those attending. George Bell our President thanked Peter Stanhope for a well informed and knowledge gaining presentation that will be of benefit to the club tutors and those they are teaching.



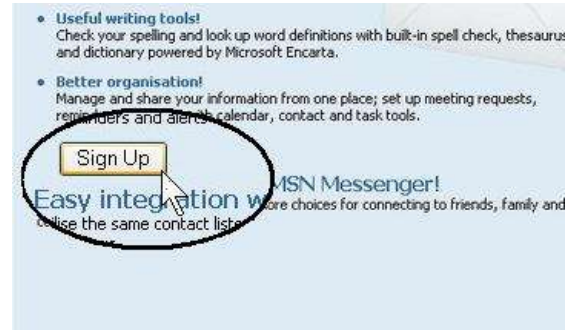
A few members asked how to sign up for ninemsn hotmail?

Why hotmail?

Hotmail's site is a full-featured E-mail product and they add improvements quite frequently.

The program and storage space is on their computers not yours.

From ninemsn web site left click the hotmail button



From the log in page left click [Sign Up] button as shown on the left. This is a once only to sign-up option.



The Sign-Up page gives you three options.

Free Hotmail. [This a free mail option]

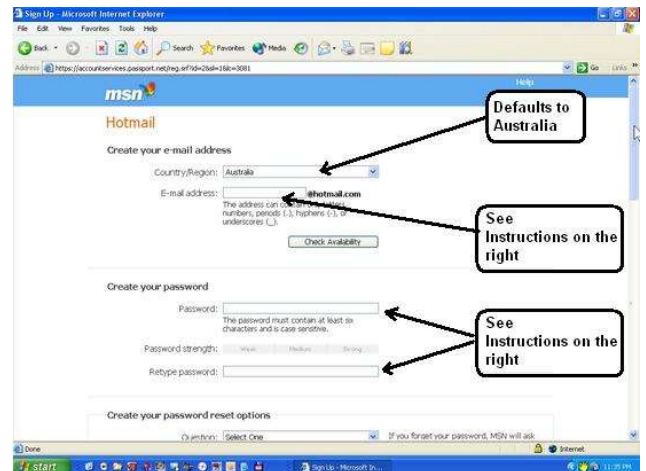
HotMail Plus (cost \$37.95)

Hotmail Premium (cost \$12.00 per month)

Left click the [Get it free] button.

The free option gives you 250 meg of storage.

Send files as big as 10 meg.



Hotmail requires some details to activate the Email account.

1. Country for account.
2. A name for your web address.
3. A password to access your account.

* Country should default to Australia

* Choose a name for your web address.

The thing to remember here is that you are working on a world data base for web addresses.

Your first choice of a name may already have been chosen.

If you want to use your first name, for example..

john. You will find that this is already in use.

But by adding your birth date to john you may find that this is accepted.

Example john51045

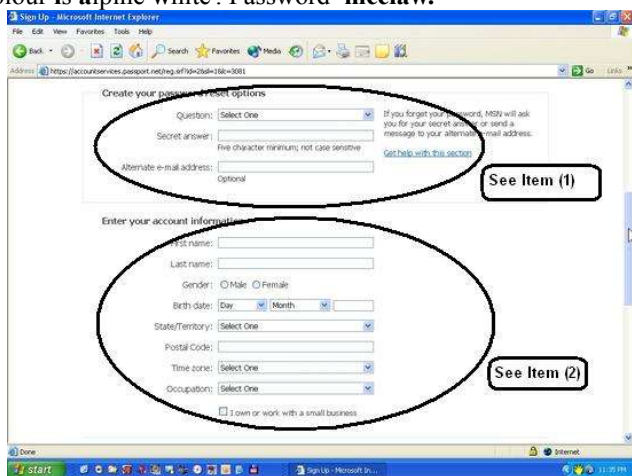
To you this would mean 5/10/1945.

Special note. Use only lower case letters and don't include the forward slash.

Your Email address would be....

john51045@hotmail.com

The next section requires a password for you to access your Email. Making up a password that is easy to remember can be difficult. Microsoft on their web site suggests this method. Choose a sentence that is easy to remember. Example 'Mary had a little white lamb'. Using the first letter of each word your password would be **mhalwl**. As you can see this would be hard to crack and easy to remember. Another example is 'My cars colour is alpine white'. Password **mcciaiw**.



Item (1) Create a password option.

This is in case you forget your password.

Make a simple question. [My dogs name]

Answer [Ben]. The third part is not required.

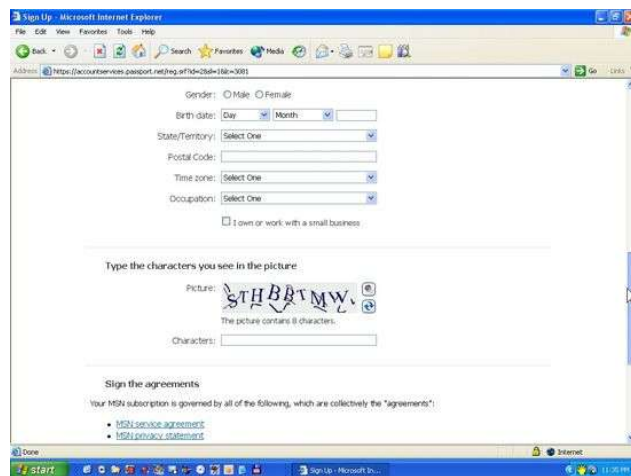
Item (2) Hotmail needs your name.

Gender, Country, State and time zone.

You can give any name you choose plus Postcode.

This information is for marketing.

Your name (which ever you choose) is place in your email. You can use your true name or make one up to be anonymous.



The final parts of the sign-up are for you to type in the characters use in this picture.

This picture will generate a new set of characters for each sign-up.

Scroll down to the last part of signing up.

Type in the email address you made up and left click [**I Accept**].

This completes the sign-up.

You now have a free Email account with Hotmail.

Some information on your HotMail.

Free Email	Needs Cookies	Termination
HotMail	yes	30 days
Yahoo mail	yes	4 months

Account Termination After? - Period of time after which (if you have not logged in to your account in the stated time period) the free email provider will delete or deactivate your account. Some free email providers will merely deactivate (instead of terminate) your account after the specified time period and will allow you to "reactivate" your account merely by signing in again. You will, however, lose any email in your account and may lose some or all of your email account

1. Note Cookies must be enabled: MSN Hotmail requires cookies in order to get past the "match the picture" security check.
2. Some firewalls will block cookies which prevents HotMail working.
3. This probably does not apply if you're using the Windows XP embedded firewall.

◇◇◇◇◇◇◇◇◇◇ The comments are from the editor's use and evaluation of ninemsn web hotmail and are not associated with The Penrith Valley Seniors Computing Club Inc.

Disclaimer - Articles contributed to this document and published as a service to members; do not necessarily reflect the opinion or policy of PVSCC Inc. Articles are intended as opinions and items of debate only.



Coffee Break

Question on Software or Operating system.

The Cookie Monster

What is a Cookie?

Cookies are employed when you use your web browser to visit web sites on the Internet. The two main browsers, Internet Explorer and Netscape Navigator, both allow the use of cookies.

Cookie files allow a web server to store information about you on your computer, and to retrieve that information to identify you in the future. A cookie is a tiny piece of text that is placed on your hard drive. Its job is to record bits of information such as the pages you've visited, items you've put into an online shopping cart, your user name and password.

What can they do?

Cookies can't get information from your hard drive. They are not programs, just strings of letters and numbers.

- A cookie was first used to store information relating to a user ID and password for a web site so that we wouldn't have to enter information every time we logged onto that particular site.
- Marketers and advertisers are using cookies to track personal preferences. They don't know who we are, but they may know our viewing, and, if we buy online, our shopping habits.
- Generally, a cookie cannot give information back to any site except the site that deposited it. However, a concern has arisen lately regarding the new technology of "**tracking cookies.**"
- People do not like being tracked. Even if some companies mean no harm, people still do not like the fact they are being monitored while they browse. Cookies can also show links in them if someone happens to look at them on your pc
- Advertising banners on web pages place a cookie on your computer to inform the site that you have been here before and to display another advertising banner.
- You can set your browser not to accept cookies, although this is a bit drastic and will stop quite a few sites working properly.

So what is the best option?



The best option is to Delete your cookie from Internet Explorer.

Go to [Tools] [Internet Options]



In the General tab Left Click [Delete Cookies]

<http://www.nirsoft.net/>

On this web site, scroll down to **Internet Related Utilities**

Click on **IECookiesView: Cookies Viewer/Manager for IE**

The program is small and could be of some use if you want to know who is dumping cookies onto your computer. Can delete all cookies from within the software.