



# Penrith Valley Seniors Computing Club Inc

P.O. Box 4063  
Penrith  
N.S.W. 2751  
Tel. 47210609  
Fax 47215224

Penrith Valley Seniors Centre  
86 Station Street Penrith N.S.W.2750

Email [pvscc@internode.on.net](mailto:pvscc@internode.on.net)

Editor Tom Lehane

**November 2006**

President: George Bell	Tel: 4721 3681	Member: Pat Mitchell	Tel: 9623 4358
Vice-President: Alan Lees	Tel: 4736 5541	Member: Anne Roddick	Tel: 4721 4343
Secretary: Zillah Warner	Tel: 4732 4248	Member: John Windle	Tel 4731 2149
Treasurer: Bert Foster	Tel: 4754 3008	Webmaster: Tom Lehane	Tel: 4721 5375
Social Committee: Pat Mitchell, Zillah Warner, Anne Roddick			

Visit the clubs web page for training courses ..... [www.users.on.net/pvscc/training.htm](http://www.users.on.net/pvscc/training.htm)

<i>Weekly Schedule for Computer Courses</i>	
<b>Mondays 9.30am to 11am Beginners &amp; Do your own thing.</b> 11.00 am to 12.30 pm Graphics. <b>Tutor: Zillah Warner</b>	<b>Tuesdays 9.30am to 11am Beginners &amp; Do your own thing</b> 11.00 am to 12.30 pm Graphics (Digital Editing). <b>Tutor Bert Foster</b>
<b>Wednesdays 9.30am to 11am Using the Software.</b> <b>Tutor: Tom Lehane</b> 1pm to 2.30pm Beginners, Internet/Email, and Genealogy <b>Tutor: George Bell and John Windle</b>	<b>Thursdays: 9.30am to 11am Beginners, Card Making and Do your own thing.</b> <b>Tutors Pat Mitchell &amp; Zillah Warner</b>
<b>Fridays: 9.30am to 11am Beginners &amp; Do your own thing.</b> <b>Tutor Alan Lees and John Windle</b>	<b>'Do your own thing' means learn Word, Publisher, Excel or play on the Internet.</b>

*Please note: Wednesday afternoon classes on the 2<sup>nd</sup> Wednesday of each month are closed.*

Local News. **Seniors Centre will be closing from 8th December 2006 and will reopen 17th January 2007.**



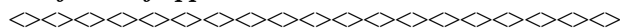
The clubs Christmas party will be held on Wednesday 13th December in the Activities Room, 11am to 1.30pm. You will need to place your name on the participant list at the class attendance table so organizers can cater for the numbers attending... **The Christmas Party is free.**  
 Christmas hamper donation box is at the entrance to the computer room, please make a contribution.  
 Raffle tickets will be sold and prizes drawn on the day to add to the fun.

	<p>Christmas is just a month away and its time to get your Christmas cards in the mail.</p> <p>Back in the 1970s Kodak provided a service to print your own family photo on to a Christmas card. This gave a nice personal touch to your Christmas cards. A lot has changed since the 1970s. Computers made a big impact in the 1980s and have continued to grow. Computers have taken over the old Kodak print service.</p> <p>Join Thursday's class on Card Making and create your own personal Christmas and New Year cards using the clubs impressive Card Making software. Tutors <b>Pat Mitchell &amp; Zillah Warner</b> will tutor you in making your own cards. You can then print them on special card paper using the clubs colour printer. <b>Pat Mitchell &amp; Zillah Warner</b> will also show how to send the images to family and friends using your internet E-mail.</p> <p>Your photos can either be digital, 35mm slides or the old 6x4 print photos. All photos can be loaded (from digital cameras) or scanned in to the computer with the clubs scanners. Arrive at the computer club, on any Thursday from 9.30am to 11am with your photos and <b>Pat Mitchell &amp; Zillah Warner</b> will assist your with your card making.</p>
--	---

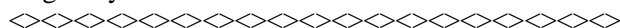
The committee voted for a larger data projector screen to accommodate for open days and large gatherings. An application was put forward for a grant of \$3,500 to cover the cost of purchase and installation. The funding was donated by the Penrith RSL club. Our President George Bell accepted the grant on behalf of the Penrith Valley Seniors Computer Club.



**George Bell thanking the committee of the RSL club for their generous donation and presented them with a certificate of appreciation.**



Our membership continues to grow. With the increase of members we require more tutors and mentors. If you have skills in using Microsoft Word, Excel, PowerPoint or Publisher the club would appreciate you tutoring our unskilled members. Even if you have the knowledge on using other software, (Paint Shop Pro or Scrapbook building) your input would be greatly valued.



On Tuesday and Wednesday the 5<sup>th</sup> and 6<sup>th</sup> of September, George Bell, Alan Lees, John Windle, Tom Lehane and Bert Foster (Bert 6<sup>th</sup> of Sept; only). Attended ASCCA's annual conference for seniors. On each day, there were a mixture of presentations and computer related workshops, Covering *Shopping online, Backup Procedures, How an ISP works, Club websites and Digital Scrapbook building* just to name a few.

Due to presentations been conducted in separate rooms and at similar times it was unfortunate that our members could not be present at all classes.

ASCCA, realising this unfortunate arrangement have made all presentations available for download on their web site in pdf format.

The web link is listed below. Follow the links for a full presentation of the two day conference.

<http://www.seniorcomputing.org/conference2006/Presentations.html>

On Wednesday the 18<sup>th</sup> of October George Bell gave a talk on Shopping Online – Introduction to eBay. This superbly well presented presentation covered, *how to register on E-Bay, searching, Buying, Selling,, making bids, Timing of auction bids, making payments and methods of payments*, among other useful tips .

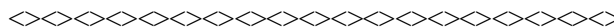
The afternoon discussion on Shopping Online – Introduction to eBay was well attended and all present gathered a wealth of information from the presentation.



**George Bell giving assistance before the session.**

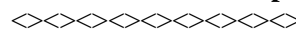


**George Bell demonstrating Shopping Online with E-Bay. Using the clubs' Data Projector.**



On November Thursday 9<sup>th</sup> there will be a presentation of Christmas card making. This demonstration and hands-on exercise using the clubs computers with tutors Pat Mitchell & Zillah Warner will have you making your own cards in one lesson. The demonstration will use the clubs' Data Projector for easy tutoring.

The presentation is open to the all club members and general public. **Time: 11.00am – 12.30pm**



Disclaimer - Articles are intended as opinions and items of debate only.



# Coffee Break

Question on Software or Operating system.

Many web site tutorials show Windows XP with a different appearance in its Colour Scheme. They take on the appearance of an Apple Mac, which is silver instead of the default Blue of XP.

Some users may find that having the Taskbar, Software Menu and Toolbars Silver instead of blue, making it easy to see the icons and text. To change the default appearance, *right click the mouse button* on an open space of your desktop.



**Click the Right  
Mouse Button**

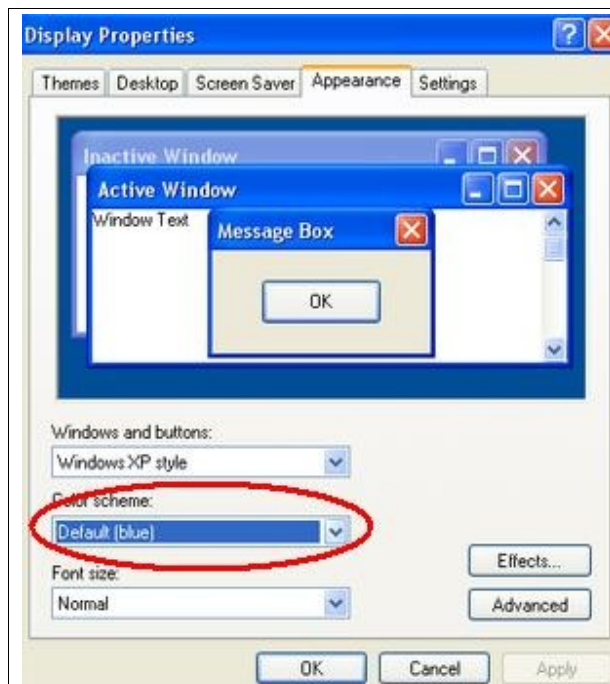
On an open space of your desktop.



Left click Properties.



Left click the Appearance Tab.



In the Appearance Display Properties,

Left click the Color Scheme down arrow and choose either Olive Green or Silver and left click Apply. To change back follow the same steps and choose Default (blue).

From this Display Properties you can change the size of the font to **Large Font** or **Extra Large Font**.



Left clicking the [Effects...] button displays the Effects properties.

From here you can change the way fonts display, use large icons or switch off shadows under menus.

Click OK the [Apply] in the Display Properties menu for the changes to apply.