



Penrith Valley Seniors Computing Club Inc

P.O. Box 4063
Penrith
N.S.W. 2751
Tel. 47210609
Fax 47215224

Penrith Valley Seniors Centre
86 Station Street Penrith N.S.W.2750

Email pvscc@internode.on.net

Editor Tom Lehane

November 2007

President: George Bell	Tel: 4721 3681	Member: Pat Mitchell	Tel: 4735 3344
Vice-President: Alan Lees	Tel: 4736 5541	Member: Anne Roddick	Tel: 4721 4343
Secretary: John Windle	Tel: 4731 2149	Member: Zillah Warner	Tel: 4732 4248
Treasurer: Bert Foster	Tel: 4754 3008	Member: Norm Cobban	Tel: 4736 3513
Social Committee: Pat Mitchell, Zillah Warner, Anne Roddick		Member: Clare Dixon	
		Webmaster: Tom Lehane	Tel: 4721 5375

Visit the clubs web page for training courses www.users.on.net/pvscc/training.htm

Visit the clubs web site www.users.on.net/~pvscc/pc_index.html

Weekly Schedule for Computer Courses	
Mondays 9.30am to 11am Beginners & Do your own thing. Tutor: Zillah Warner ◇◇◇◇◇◇◇◇ 11.00 am to 12.30 pm Graphics. Tutor: Zillah Warner	Tuesdays 9.30am to 11am Beginners & Do your own thing Tutor Bert Foster ◇◇◇◇◇◇◇◇
Wednesdays 9.30am to 11am Using the Software. Tutor: Tom Lehane ◇◇◇◇◇◇◇◇	Thursdays: 9.30am to 11am Card Making, Beginners and Do your own thing. Tutors Pat Mitchell, Clare Dixon & Zillah Warner
Fridays: 9.30am to 11am Memories to TV. Tutors John Windle, Norm Cobban: Beginners & Do your own thing. Tutor Alan Lees	'Do your own thing' means learn Word, Publisher and Excel or browse the Internet.

Local News. **Seniors Centre will be closing from 8th December 2007 and will reopen 21st January 2008.**
The last computer club class will be Friday 7th December 2007.
Computer club classes will restart Monday 21st January 2008.



The clubs Christmas party will be held on Wednesday 12th December in the Activities Room, 11am to 1.30pm. You will need to place your name on the participant list at the class attendance table so organizers can cater for the numbers attending... **The Christmas Party is free.**



Christmas hamper donation box is at the entrance to the computer room, please make a contribution. Raffle tickets will be sold and prizes drawn on the day to add to the fun.



Christmas is just a month away and its time to start planning some Christmas Emails. Outlook Express provides a feature called 'Stationery' where you can apply a special background and text to your Email Christmas greetings. See sample Email.

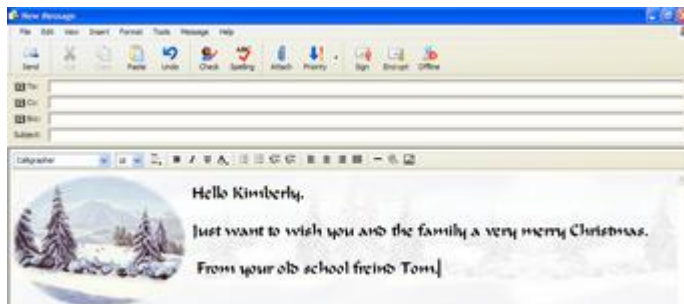
If the stationery provided with XP doesn't meet your needs, there are plenty of web sites where you can download free stationery backgrounds. The one listed here has a great selection. All files are exe. (Executable) files that when run, places the background in the Stationery folder. Much easier than cut & paste.

<http://www.yvonesrealm.com/index.html>

When on the web site you can 'Sample' the stationery background or download the file. To download, click the small thumbnail image. This opens the file for downloading.

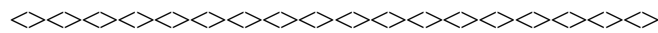


Security experts are warning of a new email scam originating from Nigeria offering you the chance to adopt a puppy.



The full instructions on using Email Stationery are explained in the 'Coffee Break' page on this month Newsletter.

The emails, which have a photograph of the dog attached, are supposedly sent by a couple on a Christian mission in Africa, who have a Yorkshire Terrier who isn't coping with the heat very well. The scammers behind the email are attempting to extract financial details from recipients in the latest version of what has become known as the '419' scam. The number 419 relates to the area of Nigerian law that these financial tricks are contravening. Don't fall victim by felling sorry for the puppy he most probably does not live in Africa. Just delete the email, by sending a reply only confirms that your email address is valid.



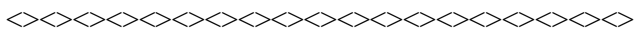
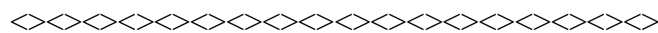
Here is a novel idea, using Google's 'Maps'. Are members of your family looking for a different name for the new baby? You don't want the newborn to grow up to be one of 10 Matthew's in his class at school. The Baby Name Map borrows from Google's Maps, it defaults to the USA. Place your arrow cursor on the map; hold down the left mouse button and drag the map to another location. Use the slider on the left to zoom in on the map. Click one of the tags on the map to reveal the most popular baby names in that country and region.



Placing a babies name in the search box, left top side, searches the data base and gives you tags were the name is used. An example; entering the girls name Matilda. In Australia there are 553, nil in USA, 2 in Canada, 20 in Scotland.

The web address for the Baby Name Map is

<http://www.babynamemap.com/>



The comments and information on the Nigeria scam and Baby Name Map are from the editor's research on the internet. They are not associated with The Penrith Valley Seniors Computing Club Inc
Disclaimer - Articles contributed to this document and published as a service to members; do not necessarily reflect the opinion or policy of PVSCC Inc.
Articles are intended as opinions and items of debate only

A lot of interest has been shown in forming the Digital Camera club suggested and conducted by Bert Foster. Other tutors are willing to assist, John Windle, Norm Cobban and Tom Lehane are willing to offer their skills.

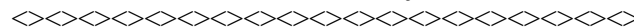
A decision has been made for the Digital Camera club start times.

It will be the last Tuesday of the month after Bert Foster's class, Reasons for this date is...

- 1. The first two Tuesdays of the month John Windle and Tom Lehane have other commitments.**
- 2. Tuesday suites Bert Foster as he is already there.**
- 3. Been the last Tuesday of the month makes it easy to remember.**

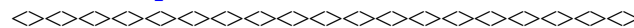
The duration for each class will be 1 ½ hours and the Start Time 12.00 noon.

The first class will be January 29th 2008.



The Black monitors have now been replaced by new CRT (Cathode-Ray-Tube) models. These new monitors will causes less eyestrain, produce high-quality pictures and takes up less desk space than CRT models.

The Cathode-Ray-Tube monitors that were removed to make way for the new LCD monitors are been offered to members for \$20.00 each. These are the monitors that members were using, so you know their performance.






Coffee Break

Question on Software or Operating system.

adding Stationery to your Email.

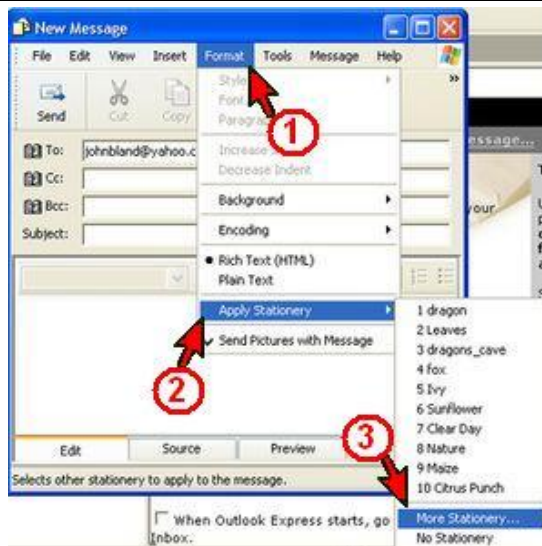
Adding stationery to your emails is placing a visual background to your email.

This adds a personal touch to your mail by customising, Backgrounds and different text styles.



Left is a sample of what a stationery background would look like.

Note: You can add special text styles.



With the [More Stationery] option you have a list to choose from.

Selecting a file, shows a Preview of the background. (Arrow marked with an *).

Click [OK] when you have the stationery background required.

To achieve this email customising, first open Outlook Express. Choose **[Create a new Mail message]**

In the **[New Message]** (1) select **[Format]**

(2) **[Apply Stationery]**. Choose one from the list or (3) **[More Stationery]**



Add the Email address.

1. Choose a font style and size. Type your letter the same as normal.
2. Finally click **[Send]**.

When your friend receives the Email it will have a special background and text.

If the stationery provided with XP doesn't meet your needs, there are plenty of web sites where you can download free stationery backgrounds.

The one listed here has a great selection. All files are exe. (Executable) files that when run, places the background in the Stationery folder. Much easier than cut & paste.

<http://www.yvonnerealm.com/index.html>