



Editor:
Tom Lehane

Penrith Valley Seniors Centre
86 Station Street Penrith N.S.W.2750

October 2011

Email pvscc@internode.on.net

President: George Bell	Tel: 4721 3681	Member	Ann Roddick
Vice-President: Bryan Blake	Tel: 47218876	Member:	Graham Haddock Tel 4774 0710
Secretary: Lorraine Brown	Tel: 4736 5541	Member:	Alan Lees Tel: 4736 5541
Treasurer: Bert Foster	Tel: 4754 3008	Member	Jim Tiberi Tel: 4735 1981
Members	Zillah Warner	Webmaster	Tom Lehane Tel: 4721 5375

Visit the clubs' web page for training courses, www.users.on.net/pvscc/training.htm
Visit the clubs' web site, www.users.on.net/~pvscc/index.html

Weekly Schedule for Computer Courses

Mondays: 9.30am to 11am Beginners & Do your own thing. Tutor: Zillah Warner 11.00 am to 12.30 pm Making a 'Scrapbook' using software,. Tutor: Zillah Warner	Tuesdays: 9.30am to 11am Beginners & Do your own thing Tutor Bert Foster Windows Live Movie Maker. 11.30am- 1.30pm Tutor Bryan Blake
Wednesdays: 9.30am to 11am Using the Software (Gimp) Tutor Tom Lehane.	Thursdays: 9.30am to 11am Card Making, Beginners and Do your own thing. Tutors Clare Dixon & Zillah Warner.
Fridays: 9.30am to 11am Memories to TV. Tutors Norm Cobban: Beginners & Do your own thing. Tutor Alan Lees	Fridays: Tutor Jim Tiberi Class time 11.00 am to 12.30 pm Using Microsoft Office suite

memory as many of the applications are running in the background and the animated interface will require a powerful processor.



Old reliable the mouse is still available for desktop machines.

And the familiar desktop interface is still there. Clicking the area where the start button is, opens the desktop interface. When you close an application it defaults to the Metro interface or tile icons.

This could be a bother if working in a windows environment, I'm sure there will be a way to lock down to a desktop interface but the Beta release defaults to the Metro screen.

Normally Microsoft only releases beta versions to software testers and corporations. This time they announced that the public had access to a beta test version. Within minutes of making the announcement there was over 500,000 downloads of the Windows 8 developer preview (beta test version).

I viewed a Youtube video of the operating system and the tester warned that Windows 8 won't share a partitions with Windows 7, Vista or XP. It wants to write over the top of your operating system.

So don't be tempted to download a version of Windows 8 leave it up to the testers and software developers.

Windows 8

Steve Ballmer, CEO of Microsoft shows Windows 8 developer preview on a tablet



Windows 8 will be very much a combination operating system with the traditional desktop environment assigned to a secondary position and the primary interface resembling that of mobile devices – such as the iPad.

The emphasis will accordingly shift away from traditional desktop programs in favour of lightweight web style apps like Microsoft's office cloud environment.

With a more touch screen orientated interface across the board, touch screen technology will play a much bigger role with Windows 8.

Predicted that the operating system will need plenty of

The article and comments on Windows 8 are not associated with The Penrith Valley Seniors Computing Club Inc . Articles are intended as opinions and items of debate only.



90% Of People Don't Know CTRL+F

When Google decided to have their own web browser, which later became known as 'Chrome' they studying how people search for information on the internet. One of the statistic that came to their attention was. 90 percent of the people using their web browser don't know how to use....

CTRL/Command + F

Pressing the  keys at the same time

brings up the SEARCH window in your web browser. In that window just type in any key word you would like to find either in the search results or a web page in most cases just hit Enter to start the search, and Enter again for the next. You may sometimes have to try a couple of key words but you will get there quickly using that Ctrl F.

Some search windows will show in different places, depending on the web browser you are using. Chrome's search window is on the right-hand side Internet Explorer and Opera are on the left side and Fire Fox places their search window at the bottom left side of the browser.

All work in the same way. Google's Chrome has an added feature, the side scroll bar places markers on which lines your search word can be found.



Christmas Break

The computer club will close over the Christmas break. The last class will be Friday 9th of December 2011.

Classes will resume on Monday 23rd of January 2012.



Over the Christmas break all club computers will be restored to a clean state. If you have any documents, photos or files you have been working on throughout the year, make back-up copies on either USB flash memory cards or burn onto a CD.



Christmas Party

The computer club's annual Christmas party

will be held on.....

Wed 14th December in the dining room, 11am to 1.30pm. You will need to place your name on the participant list at the class attendance table so organisers can provide for the numbers attending... The Christmas Party is free.

Those who attended last years Christmas party will remember what a wonderful social event this is.



Clean Desktop

Saving Photos, documents and other computer work to the desktop makes it easy to find as it's on display at start-up. Over time it becomes cluttered with images and work documents.

At our committee meeting on 28th September a suggestion was made that each class have their own folder on the desktop where all class exercises can be stored.

The suggestion was excepted by all present.

Each class will have their own folder which would have another folder within the class folder for each class member.

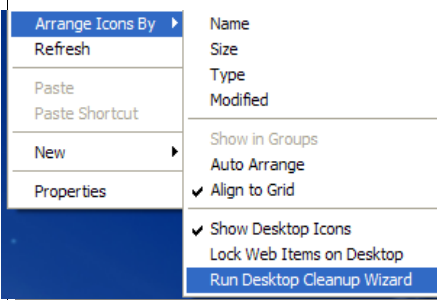
The desktop would then only have 6 or 7 folders plus software shortcut icons.



Any foreign items now found on the desktop will be deleted.

Having a clean desktop is good housekeeping (computer).

The attached 'Coffee Break' explains how make new desktop folders to clean up your desktop.



With Windows XP if you right click the desktop go to [Arrange Icons By] in the next menu click [Run Desktop Cleanup Wizard] and

follow the prompts Windows will automatically make folders on your desktop and place seldom use items in desktop folders.

May also apply to Vista and Win 7.

I join the computer club in 2004 (editor Tom Lehane) the area was only half the size it is now. The other half was taken up for billiards and dart games, this included a full size billiard table. The area was only used on a Wednesday which the Seniors Centre and the Penrith Council agreed was a waste of space for a small number of game players that used the room.

By December 2005 the Seniors Centre Management Committee arranged for the removal of the billiard table and have permitted our club the use of whole room.

This allowed us to setup our computer workshop with eighteen (18) mobile computer work stations. Eight w/stations have the older PC's running Windows 98 and connected to our internet by cable.

The other eight had the new PC's running Windows XP Professional and were connected to our wireless network.

That was 2006, five years on the facilities are very up to date with computers running XP, Vista and Windows 7 all using wireless network.

With a vast array of equipment which includes two colour printers, photocopier, data projector a large projection screen, four laptop computers and a wireless microphone along with our desktop computers plus wireless network, our computer room is used on most days for only one and a half hours. Like the billiard room before the area is un-utilized for the remainder of the day.

The U3A (University of the Third Age) have approached the computer club for use of our facilities on a shared bases when not used by the club, this would take in most afternoons.

This proposal was put to the club committee on Wednesday 28th September.

Jim Tiberi, the president of U3A and also a committee member of the Penrith Valley Seniors Computer Club Inc. submitted a written proposal of eight (8) conditions on using the computer room equipment.

With a few changes and the proposal was excepted by all committee members present.

The U3A will contribute to the cost of maintaining computers and equipment, the price of their contribution of covering cost was excepted. The U3A members will also pay the \$3.00 class fee which will be payed to the computer club.

Members of the U3A will have access to the computer room and equipment after 1.00 pm on weekdays.

Item (3) of the proposal stated the use of the printers and photocopier.

A charge of \$3.00 per page for colour printing and 10 cents for black and white.

Use of the photocopier is also 10 cents a copy.

These new costs were excepted by the committee members present.

Note: these new prices for printing and photocopying also apply to members of the Penrith Valley Seniors Computer Club Inc.

The U3A are members of **ASCCA** (Australian Seniors Computer Clubs Association) the same origination that the Penrith Valley Seniors Computer Club Inc. are associated with.

Penrith Valley Seniors Computer Club members who wish to attend any U3A class at the Seniors Centre will need to be a financial member of the U3A.

The same condition apply to U3A members, any wishing to attend the Penrith Valley Seniors Computer Club Inc. classes need to be a financial member of the computer club.

The agreement has been signed and the U3A will start using the computer room from January 2012.

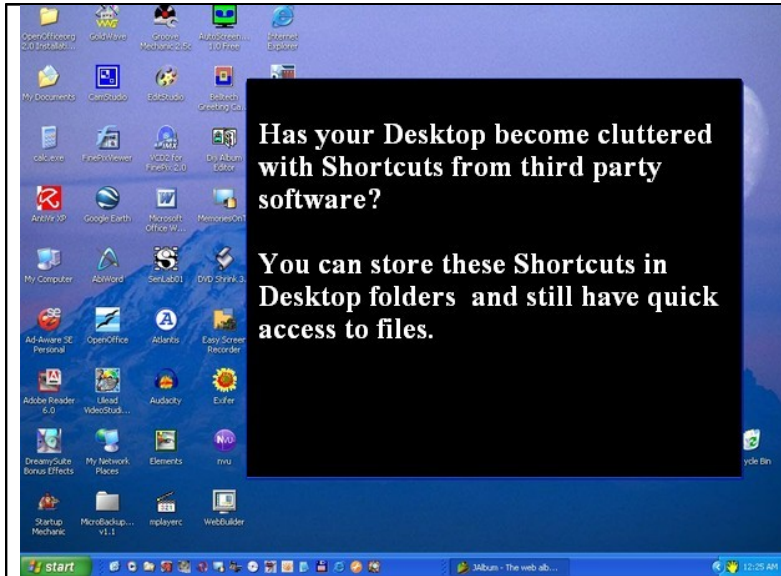
|



Coffee Break

Question on Software or Operating system.

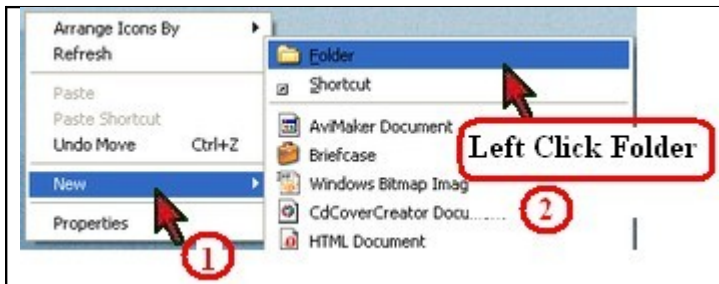
Clean-Up your Desktop



Create Folders on your Desktop and store the Shortcut Icons inside them.

Name them Office Programs, Utilities, Graphic and Audio Programs.

You reduce the Desktop clutter and still have immediate access to your files.



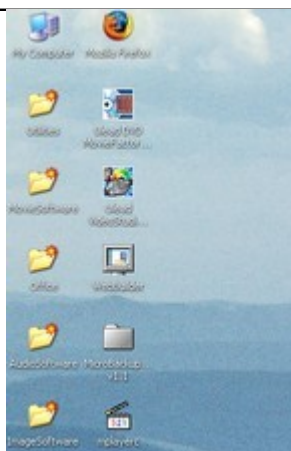
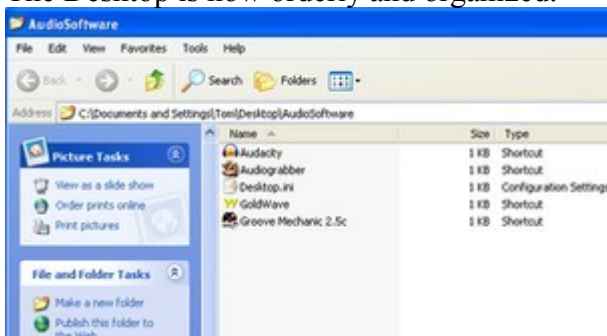
- **Right Click on an empty area of your Desktop.**
 1. Hold the arrow on New.
 2. In next option left click [Folder].



Example.
Rename the new folder [Office].

Drag and Drop your Desktop Microsoft Office short cut icons into the Folder.
Make another Folder and Drag and Drop your Desktop Graphic icons into that Folder and name the Folder [Graphics]. Continue making Folders for your other Shortcuts.

When you double-click a folder on the Desktop, Windows Explorer shows the nested icons. The Desktop is now orderly and organized.



Right Click the Folder Icon and left click [**Properties**]. Choose [**Customize**] tab and left click [**Change Icon**] Button and select a different Folder icon to indicate that this folder holds Shortcuts.

Penrith Valley Seniors Computer Club

Windows Live Movie Maker Course for (Windows 7 and Vista)



Create movies and slide shows from your photos and videos, and share them with your friends and family.

Movie Maker is part of **Windows Live Essentials**, which includes free programs for photos, movies, instant messaging, e-mail, blogging, family safety, and more. Get Movie Maker or get them all—they're free!

Note: Windows Live Movie Maker is not available for Windows XP or earlier versions of Windows.



Make a movie quickly and easily
Automatically turn your videos, photos, and music into a great movie. Auto Movie adds a title, credits, transitions, and effects, and fits it all together for you.



Editing
Customizing your movie is simple with easy-to-use editing tools. Trim your video clips to show only the parts you want. Add titles, transitions, music, and effects like panning and zooming.



Make your photos come to life
You don't need video to make a movie. Make great-looking slide shows using your photos and music, and Movie Maker's editing tools. As the music plays, watch your photos glide across and zoom in to show close-ups of the stars in your movie.



Web publishing
Publish your movie on YouTube right from Movie Maker. Or share your movie with friends and family in a variety of other ways—including DVD.*
*DVD burning in Movie Maker is dependent on Windows DVD Maker, which is only available in Windows 7 Home Premium, Windows 7 Professional, Windows 7 Enterprise, Windows 7 Ultimate, Windows Vista Home Premium and Windows Vista Ultimate editions.

Course Details

Duration: 8 weeks

Start: 18 Oct 2011.

Time: 1115 - 1245

Student numbers: Total 14.

10 positions, using the Clubs Computers.

4 only positions for people who would like to bring their own Laptop.

You must have Windows Live Movie Maker loaded.

If using your own laptop please contact Bryan by 10 Oct.

Contact Details: Bryan Blake

Ph: 47218878

Mobile: 0433439413

Email: doreen.blake@bigpond.com

What to Bring:

A notebook and pen, if you want to take notes.

A USB memory Stick.

A sense of Humour

Provided:

A manual for the course (there is a \$10 charge for this to cover the Clubs printing costs)

At the completion of the course a CD with all course data will be provided.