



Denrith Valley Seniors Computer Club Inc.
Club Newsletter

P.O. Box 4063
 Penrith
 N.S.W. 2751
 Tel. 47210609

Editor:
Tom Lehane

Penrith Valley Seniors Centre
 86 Station Street Penrith N.S.W.2750

**September
 2009**

Email pvscc@internode.on.net

President: George Bell	Tel: 4721 3681	Member	Norm Cobban	Tel: 4736 3513
Vice-President: Alan Lees	Tel: 4736 5541	Member:	Anne Roddick	Tel: 4721 4343
Secretary: John Windle	Tel 4731 2149	Member:	Zillah Warner	Tel: 4729 3096
Treasurer: Bert Foster	Tel: 4754 3008	Member	Jim Tiberi	Tel: 4735 1981
Social Committee: Pat Mitchell, Zillah Warner, Anne Roddick		Webmaster	Tom Lehane	Tel: 4721 5375

Visit the clubs' web page for training courses www.users.on.net/pvscc/training.htm
Visit the clubs' web site www.users.on.net/~pvscc/index.html

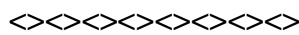
Weekly Schedule for Computer Courses

Mondays 9.30am to 11am Beginners & Do your own thing. Tutor: Zillah Warner 11.00 am to 12.30 pm Graphics. Tutor: Zillah Warner	Tuesdays 9.30am to 11am Beginners & Do your own thing Tutor Bert Foster
Wednesdays 9.30am to 11am Using the Software Tutor Tom Lehane	Thursdays: 9.30am to 11am Card Making , Beginners and Do your own thing. Tutors Clare Dixon & Zillah Warner
Fridays: 9.30am to 11am Memories to TV . Tutors John Windle, Norm Cobban: Beginners & Do your own thing. Tutor Alan Lees	Using Microsoft Office suite Fridays Tutor Jim Tiberi Class time 11.00 am to 12.30 pm

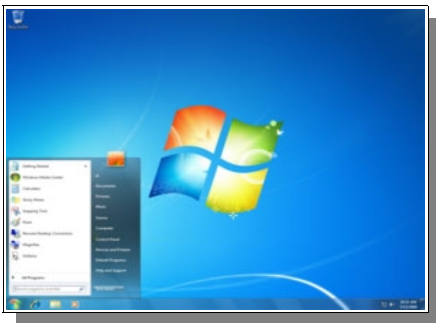
Do your own thing' means learn Word, Publisher and Excel or browse the Internet.

The club's annual general meeting was held on 12th of August 2009. The President George Bell welcomed members and guest. After the annual report all committee positions were declared vacant. George Bell read the nominees for 2009/2010, those nominated were elected unopposed. The committee members for 2009/2010 are listed above.

At the conclusion of the meeting members and guests enjoyed morning tea and coffee, organized by our Social Committee: Light refreshments were also available.



Windows 7



Thinking of up-grading to Windows 7 when it's released in October?

Many found that with Microsoft Vista their computers did not have the required hardware and drivers to use the new operating system.

Microsoft has been advertising that their new Windows 7 will run on some XP computers. This depends on your computer. It may have the

hardware to run Windows 7 and it may not.

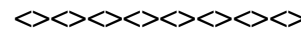
In general, if your PC can run Windows Vista, it can run Windows 7. But if you're not running Windows Vista, or are just not sure if your system is ready to run Windows 7, there's a quick way to do a simple check.

Just download, install, and run the Windows 7 Upgrade Advisor Beta. You'll get a report telling you if you're PC can run Windows 7 and if there are any known compatibility issues. If an issue can be resolved, you'll get suggestions for next steps. For example, it may let you know that you need an updated driver for your printer and where to get it.

The web address for the download is.....

<http://www.microsoft.com/windows/windows-7/get/upgrade-advisor.aspx>

The download is 6.3 mb in size.



Should I Up-Grade to Windows 7.?



Most user's activities are mainly simple tasks, such as using the email application and

surfing the Web.

Writing in a word processor or using the spreadsheet to editing photos and printing.

Editing videos is another task you maybe using your computer for.

If your present system meets all your needs then

there is little point in paying \$300 dollars (estimated) for a new system that does the same thing. Buying a new computer is a different story, go for Windows 7.

Version		Windows 7 Estimated Retail Price
Full	Home Premium	\$299
	Professional	\$449
	Ultimate	\$469



Google continues to quietly add features to Gmail.

The latest of which is an embedded PDF reader that enables users to read Acrobat PDF documents in a web browser window without additional software.



Computer Spring Clean.



Spring cleaning is the period in spring time set aside for cleaning a house, normally applied in climates with a cold winter.

The most common usage of spring cleaning refers to the yearly act of cleaning a house from top to bottom which would take place in the first warm days of the year typically in spring, hence the name.


However it has also come to be synonymous with any kind of cleaning or organizing. A person who gets their affairs in order are said to be doing some spring cleaning.

This applies to computer maintenance and cleaning.

Although this should be carried out more frequently than just annually. I'm talking about programs no longer used or download install files and junk built up in your Internet cookies folder. And there is Flash Cookies, unlike traditional browser cookies, Flash cookies are relatively unknown to web users, and they are not controlled through the cookie privacy controls in your Internet Explorer browser. That means even if a user thinks they have cleared their computer of tracking objects, they most likely have not.

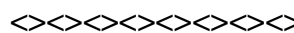
There is an easy way to delete these Flash cookies and clean your system from temporary and unnecessary files that accumulate over time. This also includes rather thorough cleaning of Internet and PC usage tracks like browser cache, recently used files, web sites visited and Flash Cookies.

All the above can be easily carried out with a free Program called, CCleaner.



This is a free download from this web site.

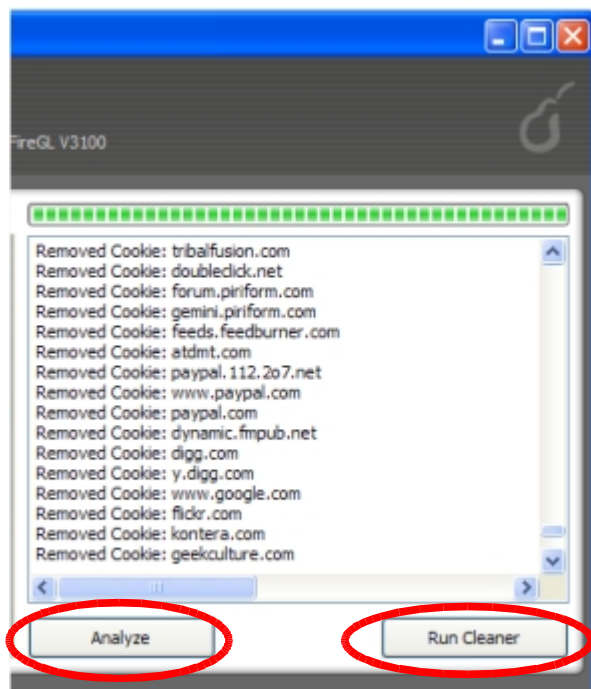
<http://www.ccleaner.com/download>



How to Use CCleaner.

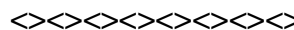
The software is not difficult to use. Download the file and install. A shortcut icon should display on your desktop similar to the image above.

Double click the icon and the software will start.



At the bottom of the window, click the **Analyze** button. The output window above the button will display a log of the analysis ready to clean.

Now just click the **Run Cleaner** button and the job is done.



The comments on Microsoft 7, Google and using CCleaner are not associated with The Penrith Valley Seniors Computing Club Inc or the Camera Club. Articles are intended as opinions and items of debate only.



Coffee Break

Question on Software or Operating system.



HOW TO FIND LOST FILES IN WINDOWS XP.

It can be frustrating trying to find files on your computer. Here is how to locate missing files using Windows XP.

First, click the Start button (bottom left of your screen)



Next Left Click the [Search] icon.

Windows Explorer Search will open.

Next, click on the green arrow next to All files and folders unless you know specifically what type of file you're looking for.

A new box will open. Type in all or part of the file name as you're sure of in the top field that says: All or part of the file name. If the file was called "paintprogram.zip", then type it in. If you don't remember, type in part of the name such as paint.

Then, in the Look in: field, leave your "C drive" selected unless you know for certain that the file is on another drive. If you want to search all drives including CD drives and a floppy drive (if you have one), click the drop down box and select My Computer.

Finally, click the Search button. All the files that match your search criteria will appear on the right side of the Search window.

Take note of the folder the file is in.

Name	In Folder	Size	Type
pop_art	C:\CONVERT	6,141 KB	File
70sPop.8bf	C:\HarrysFilters	56 KB	88F File
pop.jpg	C:\My Pictures	31 KB	JPEG Image
popdad.jpg	C:\My Pictures	1,160 KB	JPEG Image